

SHRIPAD KRISHNA KOLHATKAR MAHAVIDYALAYA, JALGAON JAMOD,

DVV Clarification in the Metric 1.4.4

We provide some samples of feedback forms from the stakeholders along with action taken report.

Sr. No	Year	Name of Students	Class	Page No.
1	2021-22	Miss Anita Rajesh Kolhatkar	B. Com	3
2		Miss Anuja Shantaram Tyade	B.A. II	4
3		Miss Anjali Shrikrishna Raut	B.A. II	5
4	2019-20	Dinesh Ganesh Chavan	B.Com III	6
5		Miss Vimal Mahadeo Kator	B.Com II	7
6	2021-22	Miss Divya Sunil Gaykwad	B.Com II	8
7	2018-19	Feedback Analysis and Action Taken Report		9
8	2019-20	Feedback Analysis and Action Taken Report		26
9	2020-21	Feedback Analysis and Action Taken Report		42
10	2021-22	Feedback Analysis and Action Taken Report		52



The Jalgaon Education Society's
Shripad Krishna Kolhatkar Mahavidyalaya

Jalgaon (Jamod) Dist-Buldhana (Maharashtra) 443402

Phone No. (O) 07266-221425, (R) 07266-221402

Website - www.skkcollege.org.in

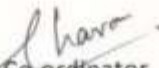
e-mail : skkmaha@rediffmail.com

Ref No.


Date :

SELF-DECLARATION

This is to certify that the information, reports, true copies of the supporting documents, numerical data and web links furnished herein are verified by IQAC and the Head of the Institution and are found correct.


IQAC Co-ordinator
Chairman / Co-ordinator
Internal Quality Assurance Committee
S K K Mahavidyalaya, Jalgaon Ja.




Principal
Principal
Shripad Krishna Kolhatkar
Mahavidyalaya, Jalgaon (J).

SHRIPAD KRISHNA KOLHATKAR MAHAVIDYALAYA, JALGAON JAMOD
ALUMINI FEEDBACK FORM

ACADEMIC YEAR - 2022-23

NAME : Ankita Rajesh Kolhatkar
ADDRESS : Suryawarshi Nagar wated no 1 Jalgaon (Jamod)
MOB. NO. : 9322546287
E-MAIL : ankitakolhatkar25@gmail.com
QUALIFICATION : B.Com
YEAR OF PASSING : 2022 DEGREE STUDIED M.Com I

Dear Ex- student of our Institution,

Greetings to you. We are glad that you have spent your valuable years in pursuing your education in this Institution. We shall be thankful if you can spare some of your valuable time to fill up this alumni feedback form and give us your valuable suggestions for further improvement of the institution. Your inputs will be of great use to improve the quality of our academic programs. This feedback will certainly be helpful for various purposes including decision-making for OUR improvement.

I Please Tick the appropriate ✓ of your response.

1. Admission Procedure
A. Excellent B. Very Good ☒ C. Good D. Satisfactory E. Average
2. Alumni Association/Network of old Friends
A. Excellent ☒ B. Very Good C. Good D. Satisfactory E. Average
3. Infrastructure
A. Excellent B. Very Good ☒ C. Good D. Satisfactory E. Average
4. Mahavidyalaya ambience
A. Excellent ☒ B. Very Good C. Good D. Satisfactory E. Average
5. Faculty
A. Excellent ☒ B. Very Good C. Good D. Satisfactory E. Average
6. Teaching and Learning
☒ A. Excellent B. Very Good C. Good D. Satisfactory E. Average
7. Knowledge Resource Centre (Library)
A. Excellent ☒ B. Very Good C. Good D. Satisfactory E. Average
8. Extra Curricular Activities
A. Excellent B. Very Good ☒ C. Good D. Satisfactory E. Average
9. How do you rate the courses which are skills oriented
A. Excellent B. Very Good ☒ C. Good D. Satisfactory E. Average
10. Lab facilities
A. Excellent B. Very Good ☒ C. Good D. Satisfactory E. Average
11. Course of study and its relevance to the real life application
A. Excellent B. Very Good ☒ C. Good D. Satisfactory E. Average
12. Educational Visit (Industry / Fields / Historical)
A. Excellent B. Very Good ☒ C. Good D. Satisfactory E. Average
13. Overall capability of students passing out of this Institution
A. Excellent ☒ B. Very Good C. Good D. Satisfactory E. Average

SHRIPAD KRISHNA KOLHATKAR MAHAVIDYALAYA, JALGAON JAMOD

STUDENT'S FEEDBACK
Social Science DepartmentName : Ku. Anya Shantaram TaydeClass: B.A. II Semester _____ Year 2021-22

Department _____ Programme _____

Your responses will be seen only after your course results have been finalized and recorded. The information will be used only for the improvement of the course and teaching in future. You need not disclose your name if you do not wish to.

You may tick more than one answer to a question to the extent they do not contradict each other.

Rating – 5-Strongly Agree, 4- Agree, 3- Neutral, 2- Disagree, 1-Strongly Disagree.

Sr. No	Parameters	POL.	ECO.	HIS	SOC	HEC
		NRN	GMM	GNB	GMJ	AUJ
1	The teacher comes on time for the lecture and engage his lecture regularly	5			5	5
2	The teacher prepare well for the classes and demonstrates subject command	4			4	5
3	The teacher communicates effectively with the students	5			5	4
4	The teacher encourages students for asking question, discussion, and classroom participation	5			5	5
5	Your teacher makes topics easy to understand and conducts students centric learning activities	4			5	4
6	The teacher creates interest in the subject	5			4	5
7	The teacher uses ICT tools(LED Projector, multimedia, email etc.)	5			4	5
8	The teacher is fair and transparent In internal assessment	4			5	5
9	The teacher informs you about course, plan, your expected competencies, course outcome and programs out come	4			3	4
10	Overall rating of the teacher	5			5	5

NRN	Dr. Nilesh R. Nimbalkar	GMM	Dr. Girish M. Mayee
GNB	Dr. Gopal N. Bhad	GMJ	Mr. Ganesh M. Joshi
AUJ	Mrs. Archana U. Joshi		

Date:

Signature

SHRIPAD KRISHNA KOLHATKAR MAHAVIDYALAYA, JALGAON JAMOD
STUDENT'S FEEDBACK
Social Science Department



Name: Ku. Anjali Shrikrushna Raut.
Class: B.A. II Semester IV Year 2019-20
Department _____ Programme _____

Your responses will be seen only after your course results have been finalized and recorded. The information will be used only for the improvement of the course and teaching in future. You need not disclose your name if you do not wish to.

You may tick more than one answer to a question to the extent they do not contradict each other.

Rating – 5-Strongly Agree, 4-Agree, 3- Neutral, 2- Disagree, 1-Strongly Disagree.

Sr. No	Parameters	POL	ECO.	HIS	SOC	HEC
		NRN	GMM	GNB	GMJ	AUJ
1	The teacher comes on time for the lecture and engage his lecture regularly	5	5	3	5	4
2	The teacher prepare well for the classes and demonstrates subject command	5	4	3	4	3
3	The teacher communicates effectively with the students	5	5	3	5	3
4	The teacher encourages students for asking question, discussion and classroom participation	5	5	3	5	4
5	Your teacher makes topics easy to understand and conducts students centric learning activities	5	5	3	4	4
6	The teacher creates interest in the subject	5	5	2	5	4
7	The teacher uses ICT tools(LED Projector, multimedia, email etc.)	5	4	1	2	3
8	The teacher is fair and transparent in internal assessment	5	5	5	5	5
9	The teacher informs you about course, plan, your expected competencies, course outcome and programs out come	5	4	3	4	4
10	Overall rating of the teacher	5	4	3	4	4

NRN	Dr. Nilesh R. Nimbalkar	GMM	Dr. Girish M. Mayee
GNB	Dr. Gopal N. Bhad	GMJ	Mr. Ganesh M. Joshi
AUJ	Mrs. Archana U. Joshi		

Date:

A.S. Raut.
Signature

SHRIPAD KRISHNA KOLHATKAR MAHAVIDYALAYA, JALGAON JAMOD
STUDENT'S FEEDBACK
Department of Commerce



Name : Dinosh Ganeshsinh Chavan
Class: 2nd year Semester VI Year 2019-20
Department Commerce Programme _____

Your responses will be seen only after your course results have been finalized and recorded. The information will be used only for the improvement of the course and teaching. In future you need not disclose your name if you do not wish to.

You may tick more than one answer to a question to the extent they do not contradict each other.

Rating – 5-Strongly Agree, 4- Agree, 3- Neutral, 2- Disagree, 1-Strongly Disagree.

Sr. No	Parameters	B.Com.				
		SSM	HRV	VPB	ASN	NAB
1	The teacher comes on time for the lecture and engage his lecture regularly	5	5	4	5	4
2	The teacher prepare well for the classes and demonstrates subject command	5	5	5	5	4
3	The teacher communicates effectively with the students	5	4	4	5	5
4	The teacher encourages students for asking question, discussion, and classroom participation	4	4	5	5	5
5	Your teacher makes topics easy to understand and conducts students centric learning activities	5	4	4	5	5
6	The teacher creates interest in the subject	4	5	4	5	5
7	The teacher uses ICT tools(LED Projector, multimedia, email etc.)	4	5	4	5	5
8	The teacher is fair and transparent In internal assessment	5	4	5	5	5
9	The teacher informs you about course, plan, your expected competencies, course outcome and programs out come	5	4	4	5	5
10	Overall rating of the teacher	4	5	5	4	5

SSM	Mr. Sudhir S. Mulay	HRV	Mr. Hrishikarsh R. Vipradas
VPB	Mr. Vinod P. Bawaskar	ASN	Mr. Akash S. Nilje
NAB	Mrs. Nilima A. Bhopale		

Date: _____

d.g. Chavan
Signature

SHRIPAD KRISHNA KOLHATKAR MAHAVIDYALAYA, JALGAON JAMOD

STUDENT'S FEEDBACK

Department of Language

Name : Ku. Vimal Mahadeo KatoreClass: B.com II Semester 3-4 Year 2019-20Department Commerce Programme

Your responses will be seen only after your course results have been finalized and recorded. The information will be used only for the improvement of the course and teaching in future. You need not disclose your name if you do not wish to.

You may tick more than one answer to a question to the extent they do not contradict each other.

Rating – 5-Strongly Agree, 4- Agree, 3- Neutral, 2- Disagree, 1-Strongly Disagree.

Sr. No	Parameters	MAR	MAR	MAR	ENG	ENG	ELT
		RSD	PCG	SMI	GVK	PPC	RSS
1	The teacher comes on time for the lecture and engage his lecture regularly	4	5	4	3	4	5
2	The teacher prepare well for the classes and demonstrates subject command	3	4	5	5	4	5
3	The teacher communicates effectively with the students	4	4	3	4	5	3
4	The teacher encourages students for asking question, discussion, and classroom participation	5	5	4	3	4	4
5	Your teacher makes topics easy to understand and conducts students centric learning activities	5	5	4	4	2	5
6	The teacher creates interest in the subject	4	4	3	3	5	5
7	The teacher uses ICT tools (LED Projector, multimedia, email etc.)	5	4	3	4	5	4
8	The teacher is fair and transparent In internal assessment	5	4	5	4	3	4
9	The teacher informs you about course, plan, your expected competencies, course outcome and programs out come	5	4	3	4	5	4
10	Overall rating of the teacher	3	5	5	4	4	3

RSD	Dr. Ram S. Deshmukh	PCG	Mr. Prakash C. Gawai
SMI	Mr. Siddharth M. Ingale	GVK	Mr. Girish V. Kulkarni
PPC	Mr. Pradeep P. Chavan	RSS	Mr. Rameshwar S. Saykhede

Date:

Katore
Signature

SHRIPAD KRISHNA KOLHATKAR MAHAVIDYALAYA, JALGAON JAMOD

ALUMINI FEEDBACK FORM

ACADEMIC YEAR - 2022-23

NAME : Ku. Divya sunil Gaykwar
 ADDRESS : A1. post. chawra ta. jalgaon (a) dist. Buldh
 MOB. NO. : 9834439957
 E-MAIL : _____
 QUALIFICATION : _____
 YEAR OF PASSING : 2021-22 DEGREE STUDIED B.com

Dear Ex- student of our Institution,

Greetings to you. We are glad that you have spent your valuable years in pursuing your education in this Institution. We shall be thankful if you can spare some of your valuable time to fill up this alumni feedback form and give us your valuable suggestions for further improvement of the Institution. Your inputs will be of great use to improve the quality of our academic programs. This feedback will certainly be helpful for various purposes including decision-making for OUR improvement.

I Please Tick the appropriate ✓ of your response.

- | | | | | | |
|--|--------------|--|---|-----------------|------------|
| 1. Admission Procedure | A. Excellent | B. Very Good | <input checked="" type="checkbox"/> C. Good | D. Satisfactory | E. Average |
| 2. Alumni Association/Network of old Friends | A. Excellent | <input checked="" type="checkbox"/> B. Very Good | C. Good | D. Satisfactory | E. Average |
| 3. Infrastructure | A. Excellent | B. Very Good | <input checked="" type="checkbox"/> C. Good | D. Satisfactory | E. Average |
| 4. Mahavidyalaya ambience | A. Excellent | B. Very Good | <input checked="" type="checkbox"/> C. Good | D. Satisfactory | E. Average |
| 5. Faculty | A. Excellent | B. Very Good | C. Good | D. Satisfactory | E. Average |
| 6. Teaching and Learning | A. Excellent | B. Very Good | <input checked="" type="checkbox"/> C. Good | D. Satisfactory | E. Average |
| 7. Knowledge Resource Centre (Library) | A. Excellent | <input checked="" type="checkbox"/> B. Very Good | C. Good | D. Satisfactory | E. Average |
| 8. Extra Curricular Activities | A. Excellent | <input checked="" type="checkbox"/> B. Very Good | C. Good | D. Satisfactory | E. Average |
| 9. How do you rate the courses which are skills oriented | A. Excellent | B. Very Good | <input checked="" type="checkbox"/> C. Good | D. Satisfactory | E. Average |
| 10. Lab facilities | A. Excellent | B. Very Good | <input checked="" type="checkbox"/> C. Good | D. Satisfactory | E. Average |
| 11. Course of study and its relevance to the real life application | A. Excellent | B. Very Good | <input checked="" type="checkbox"/> C. Good | D. Satisfactory | E. Average |
| 12. Educational Visit (Industry / Fields / Historical) | A. Excellent | B. Very Good | <input checked="" type="checkbox"/> C. Good | D. Satisfactory | E. Average |
| 13. Overall capability of students passing out of this Institution | A. Excellent | B. Very Good | <input checked="" type="checkbox"/> C. Good | D. Satisfactory | E. Average |

Feedback Report 2018-2019

CHART No.1:
Mean score of student's responses towards the statements about the teaching-learning environment in college

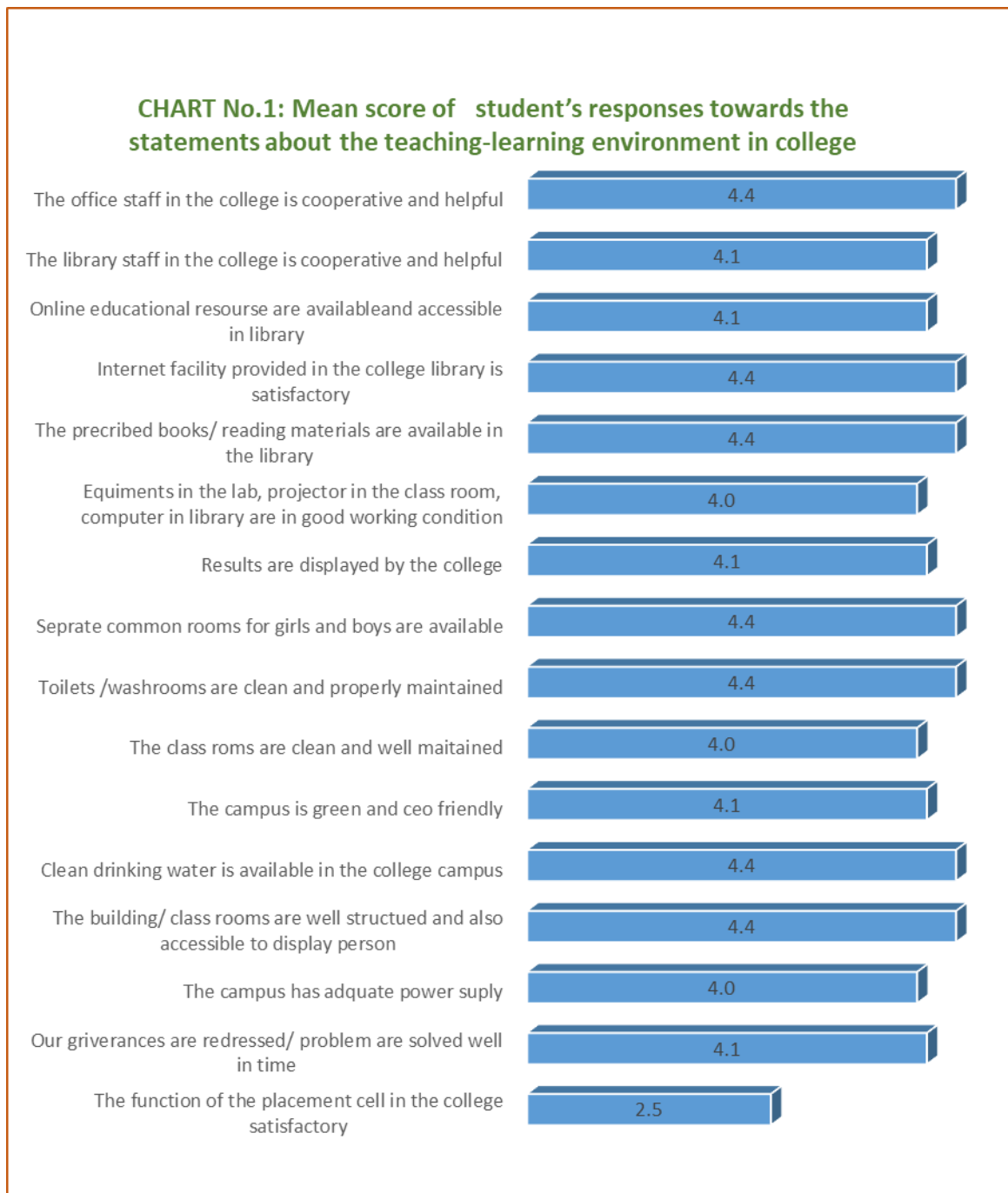


Table No.1:
Mean score of student's responses towards the statements about the
teaching- learning environment in college

SFF. No.	M.S.	SFF. No.	M.S.	SFF. No.	M.S.	SFF . No.	M.S.
1	4	26	4.2	51	4.3	76	4.3
2	4.3	27	4.4	52	4.6	77	4.1
3	4.2	28	3.9	53	3.9	78	3.9
4	4.6	29	4.2	54	4.4	79	3.9
5	3.3	30	3.6	55	3.8	80	4.3
6	4.1	31	4.3	56	4.6	81	4.3
7	4.2	32	4.4	57	3.8	82	4.1
8	4.3	33	4.6	58	4.3	83	4.6
9	3.8	34	4.1	59	3.8	84	4.3
10	4.2	35	4.3	60	4.2	85	4.4
11	3.8	36	4.2	61	4.1	86	4.1
12	4.6	37	4.4	62	3.3	87	4.3
13	3.9	38	4.2	63	4.3	88	4.3
14	4.2	39	4.4	64	4.1	89	4.3
15	4.7	40	4.2	65	3.9	90	4.4
16	4.2	41	3.9	66	4.3	91	3.3
17	3.9	42	3.6	67	4.3	92	3.8
18	4.1	43	4.2	68	4.8	93	3.7
19	3.4	44	4.6	69	4.1	94	3.4
20	4.4	45	3.5	70	3.6	95	4.2
21	4.2	46	3.3	71	4.2	96	4.3
22	4.2	47	3.9	72	4.6	97	4.1
23	3.9	48	4.9	73	4.1	98	4.3
24	4.3	49	4.2	74	4.3	99	4.6
25	4.2	50	4.4	75	4.4	100	4.3
Overall Mean Score of all Students Feedback Form=							4.1

Chart No. 2

Mean score of student's responses towards the statements about the teaching- learning environment in college

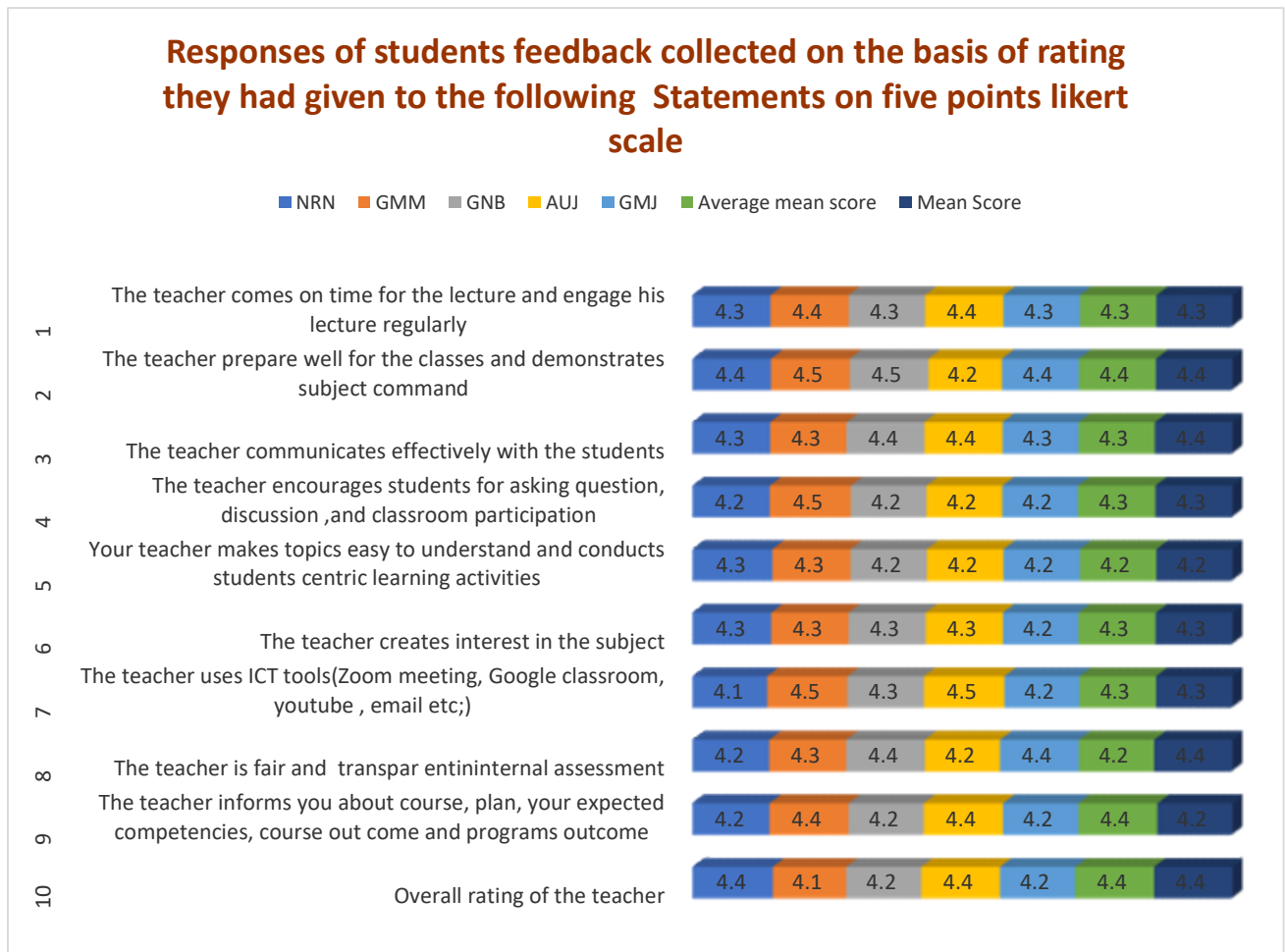


Table No.2:
Mean score of students responses towards the parameters about the teaching of art department teachers in college

Responses of students feedback collected on the basis of rating they had given to the following Statements on five points likert scale								
State. No.	Statemnt	NRN	GMM	GNB	AUJ	GMJ	Average mean score	Mean Score
1	The teacher comes on time for the lecture and engage his lecture regularly	4.3	4.4	4.3	4.3	4.3	4.3	4.3
2	The teacher prepare well for the classes and demonstrates subject command	4.4	4.5	4.5	4.2	4.5	4.4	4.4
3	The teacher communicates effectively with the students	4.3	4.3	4.3	4.2	4.3	4.3	4.3
4	The teacher encourages students for asking question, discussion ,and classroom participation	4.2	4.5	4.2	4.2	4.2	4.3	4.3
5	Your teacher makes topics easy to understand and conducts students centric learning activities	4.3	4.3	4.2	4.2	4.2	4.2	4.2
6	The teacher creates interest in the subject	4.3	4.3	4.3	4.3	4.2	4.3	4.3
7	The teacher uses ICT tools(LED Projector, multimedia, email etc.)	4.1	4.5	4.3	4.5	4.2	4.3	4.3
8	The teacher is fair and transparent In internal assessment	4.2	4.3	4.2	4.2	4.2	4.2	4.2
9	The teacher informs you about course, plan, your expected competencies, course outcome and programs out come	4.2	4.4	4.2	4.2	4.2	4.2	4.2
10	Overall rating of the teacher	4.1	4.1	4.2	4	4.2	4.1	4.1
Overall Score		4.3	4.4	4.3	4.2	4.2	4.3	4.3

Sr. No.	Name of Teachers	Short Form
1	Dr. Nilesh R. Nimbalkar	NRN
2	Dr. Girish M. Mayee	GMM
3	Dr. Gopal N. Bhad	GNB
4	Mrs. Archana U. Joshi	AUJ
5	Mr. Ganesh M. Joshi	GMJ

Chart No.3:
Mean score of students responses towards the parameters about the teaching of Commerce department teachers in college

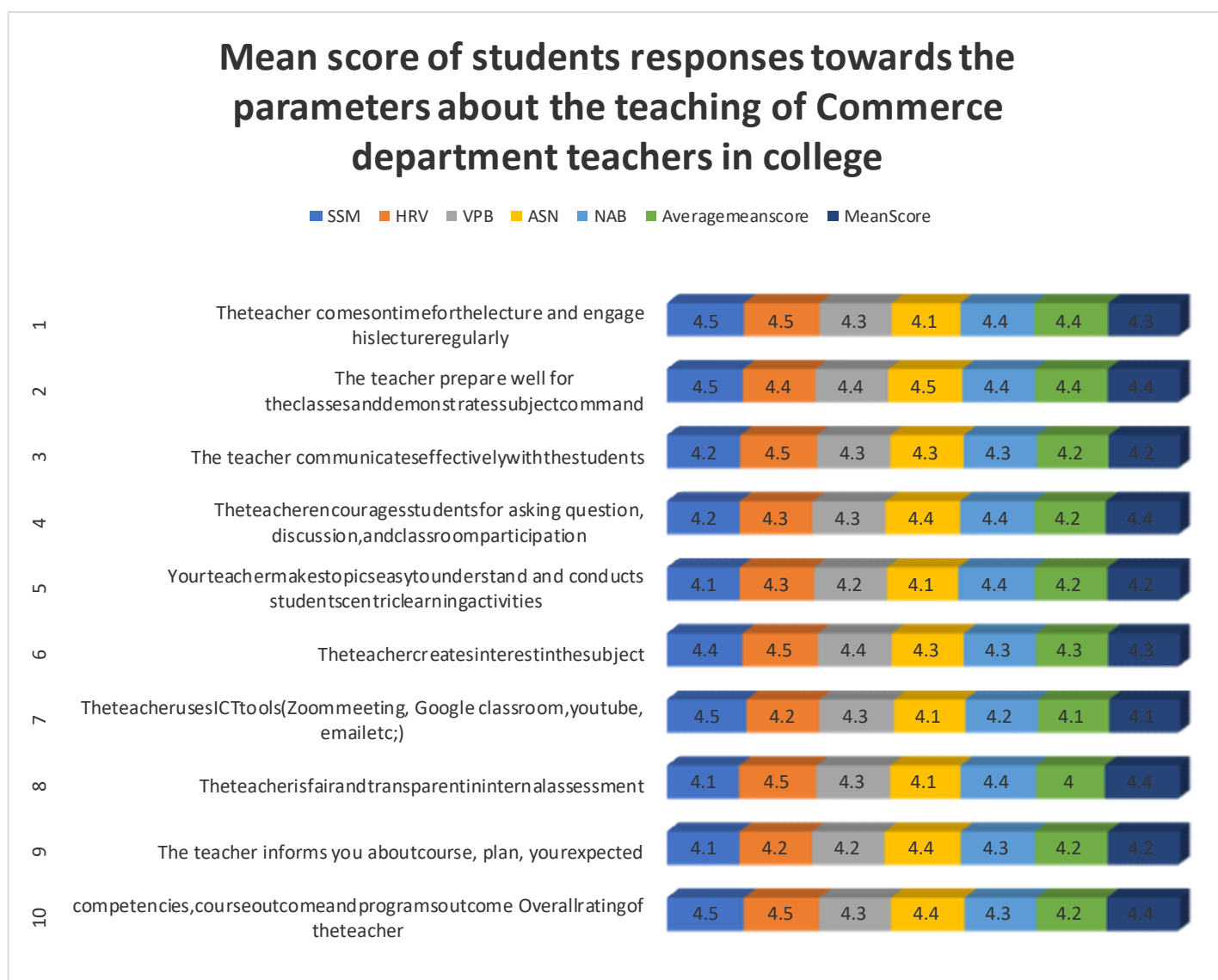


Table No.3:
Mean score of student's responses towards the parameters about the teaching of Commerce department teachers in college

Responses of student's feedback collected on the basis of rating they had given to the following statement son five points Likert scale								
Statement No	Statement	SSM	HRV	VPB	ASN	SPK	Average Mean score	Mean Score
1	The teacher comes on time for the lecture and engage his lecture regularly	4.5	4.5	4.3	4.1	4.4	4.4	4.3
2	The teacher prepare well for the classes and demonstrates subject command	4.5	4.4	4.4	4.5	4.4	4.4	4.4
3	The teacher communicates effectively with the students	4.2	4.5	4.3	4.3	4.3	4.2	4.2
4	The teacher encourages students for asking question, discussion, and classroom participation	4.2	4.3	4.3	4.4	4.4	4.2	4.4
5	Your teacher makes topics easy to understand and conducts students centric learning activities	4.1	4.3	4.2	4.1	4.4	4.2	4.2
6	The teacher creates interest in the subject	4.4	4.5	4.4	4.3	4.3	4.3	4.3
7	The teacher uses ICT tools (LED Projector, multimedia, email etc.)	4.5	4.2	4.3	4.1	4.2	4.1	4.1
8	The teacher is fair and transparent In internal assessment	4.1	4.5	4.3	4.1	4.4	4	4.4
9	The teacher informs you about course, plan, your expected competencies, course outcome and programs out come	4.1	4.2	4.2	4.4	4.3	4.2	4.2
10	The teacher comes on time for the lecture and engage his lecture regularly	4.5	4.5	4.3	4.4	4.3	4.2	4.4
Overall Score		4.8	4.8	4.7	4.7	4.8	4.6	4.7

Sr. No.	Name of Teachers	Short Form
1	Mr. Sudhir S. Muley	SSM
2	Mr. Hrishikesh R. Vipradas	HRV
3	Mr. Vinod P Bawaskar	VPB
4	Mr. Akash S. Nilje	ASJ
5	Miss. S. P. Kothalkar	SPK

CHART NO.4: MEAN SCORE OF STUDENTS RESPONSES TOWARDS THE PARAMETERS ABOUT THE TEACHING OF LANGUAGE DEPARTMENT TEACHERS IN COLLEGE

■ RSD ■ PCG ■ GVK ■ PPC ■ RSS ■ SMI ■ Average mean score

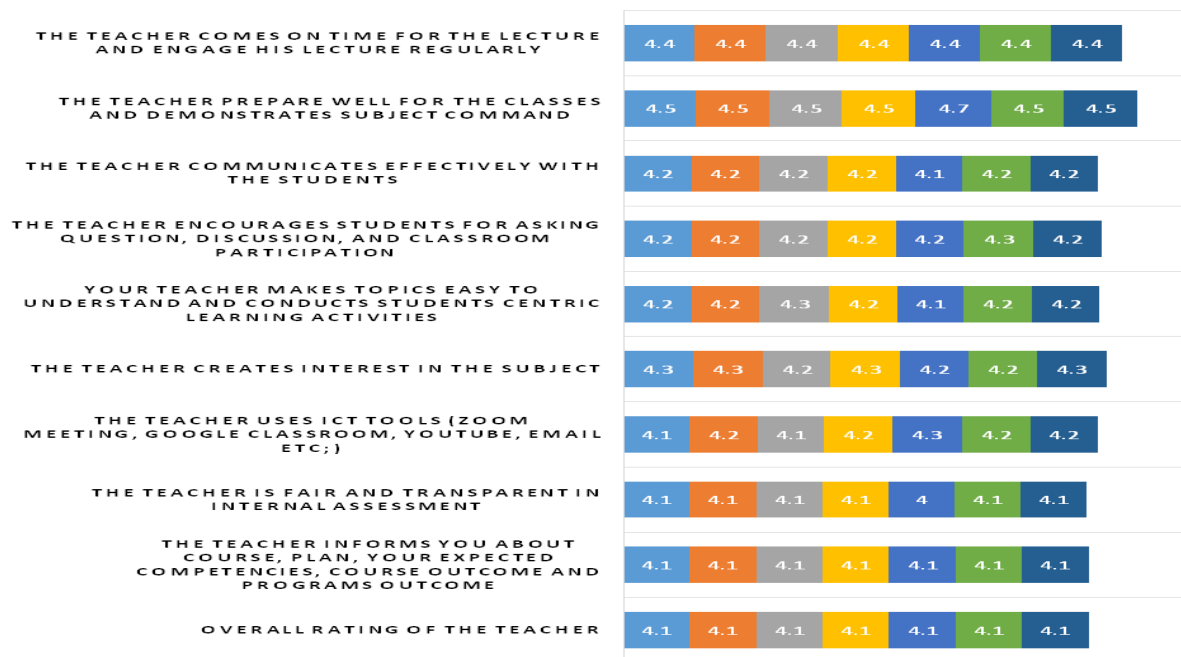


Chart No 4:
Mean score of student's responses towards the parameters about the teaching of Language department teachers in college

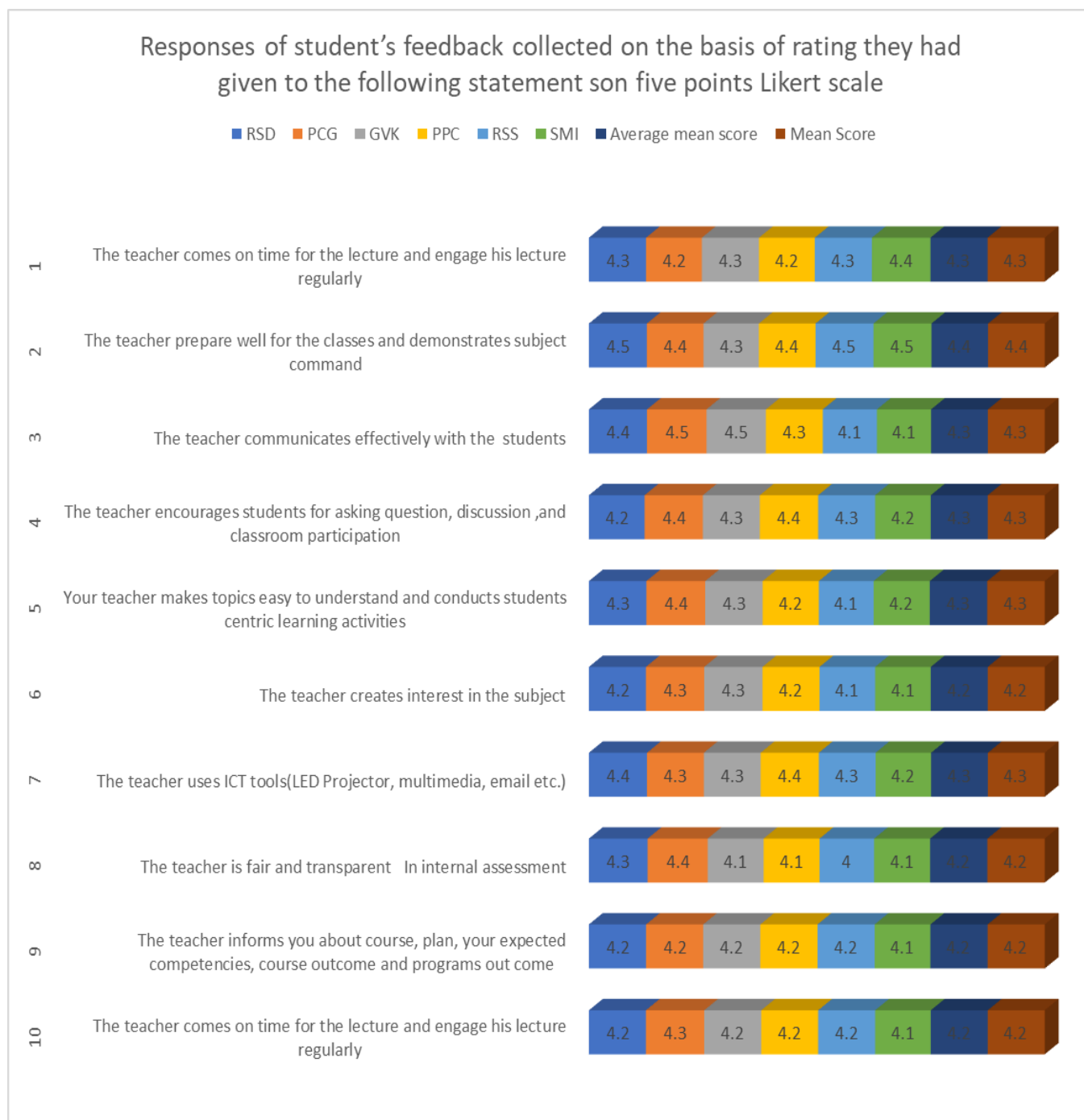


Table No 4:
Mean score of student's responses towards the parameters about the teaching of Language department teachers in college

Responses of student's feedback collected on the basis of rating they had given to the following statement on five points Likert scale									
No	Statement	RSD	PCG	GVK	PPC	RSS	SMI	Average mean score	Mean Score
1	The teacher comes on time for the lecture and engage his lecture regularly	4.3	4.2	4.3	4.2	4.3	4.4	4.3	4.3
2	The teacher prepare well for the classes and demonstrates subject command	4.5	4.4	4.3	4.4	4.5	4.5	4.4	4.4
3	The teacher communicates effectively with the students	4.4	4.5	4.5	4.3	4.1	4.1	4.3	4.3
4	The teacher encourages students for asking question, discussion ,and classroom participation	4.2	4.4	4.3	4.4	4.3	4.2	4.3	4.3
5	Your teacher makes topics easy to understand and conducts students centric learning activities	4.3	4.4	4.3	4.2	4.1	4.2	4.3	4.3
6	The teacher creates interest in the subject	4.2	4.3	4.3	4.2	4.1	4.1	4.2	4.2
7	The teacher uses ICT tools (LED Projector, multimedia, email etc.)	4.4	4.3	4.3	4.4	4.3	4.2	4.3	4.3
8	The teacher is fair and transparent In internal assessment	4.3	4.4	4.1	4.1	4.0	4.1	4.2	4.2
9	The teacher informs you about course, plan, your expected competencies, course outcome and programs out come	4.2	4.2	4.2	4.2	4.2	4.1	4.2	4.2
10	The teacher comes on time for the lecture and engage his lecture regularly	4.2	4.3	4.2	4.2	4.2	4.1	4.2	4.2
Overall Score		4.3	4.3	4.3	4.3	4.2	4.2	4.3	4.3

Sr. No.	Name of Teachers	Short Form
1	Dr. Ramchandra S. Deshmukh	RSD
2	Mr. Prakash C. Gawai	PCG
3	Mr. Girish V. Kulkarni	GVK
4	Mr. Pradip P. Chavan	PPC
5	Mr. Rameshwar S. Saykhede	RSS
6	Mr. Siddhartha M. Ingale	SMI

Analysis of the Students Feedback Survey:

The students were asked to point out their feedback, perception on five point Likert scale of the degree of strongly agreeing, neutral, disagreeing, and strongly disagreeing where 5 point was given to strongly agreeing, 4 to agreeing, 3 to neutral, 2 to disagreeing, and 1 to strongly disagreeing. After that, the recorded perceptions on the different statements were processed to obtain the students feedback analysis report. For validation purposes, statement having a mean score below 3.00 was fixed as the cut-off point; meaning that a student's feedback would be considered as disagreeing and a mean score more than 3.01 to 4.00 was fixed as the cut-off point, meaning that a student's feedback would be considered as agreeing. While mean score more than 4.00 was fixed as the cut-off point, meaning that a student's feedback would be considered as strongly agreeing.

Conclusions:

Table No.: 1, and Chart No.: 1, demonstrates the mean scores of the student's feedback report towards, quality of teaching learning environment, obtained on sixteen statements. The charts states that students had similar opinion towards all the sixteen statements ranging from 3.3 to 4.9. It may be noted that all the sixteen statements were considered as strongly agreeing since the minimum scores of any statement was not less than 3.3.

However it may be noted that a statement, 'The functioning of the placement cell in the college is satisfactory', with a mean score of 2.5 and another statement, 'Online educational resources are available and accessible in library' with a mean score of 4.1 was not rated as a significant statement by the students with the comparison of statement, 'The campus is green and eco-friendly', with a mean score 4.1 and statement, 'The office staff in college is cooperative and helpful', with a mean score of 4.4. The mean scores of the responses between the degree of strongly disagreeing and strongly agreeing held by all students for all statements ranged from 3.3, to 4.9, and so on, with an average mean score of 4.4. The statements, 'The office staff in college is cooperative and helpful', 'Clean drinking water is available in the college campus', had scored an average mean score of 4.4, highest strongly agreeing statement, whereas the statement, 'The functioning of the placement cell in the college is satisfactory' had scored lowest average mean of 2.5.

Table No.: 2, and Chart No.: 2, demonstrates the responses of student's feedback collected on the basis of rating that they had given to the parameters about **Social Science** Department teachers teaching that are mentioned in the above table no.2, on five points Likert scale. The overall minimum score is 4.2 and maximum score is 4.4 and average score is 4.3

Table No.: 3, and Chart No.: 3, demonstrates the responses of student's feedback collected on the basis of rating that they had given to the parameters about **Commerce Department** teachers teaching that are mentioned in the above table no. 3, on five points Likert scale. The overall minimum score is 4.6 and maximum score is 4.8 and average score is 4.7

collected on the basis of rating that they had given to the parameters about **Language Department** teachers teaching that are mentioned in the above table no. 4, on five points Likert scale. The overall minimum score is 4.2 and maximum score is 4.3 and average score is 4.3

Action Taken:

The analysis of feedback report was forwarded to the Principal, HOD's of Humanities and Commerce department and was also discussed in the meeting held by IQAC coordinator for taking collectively correct action to minimize the dissatisfaction of students were the minimum mean score is not less than 4.1

REPORT OF THE FEEDBACK COMMITTEE FOR THE ACADEMIC YEAR 2018-2019

Feedback report from the students was collected offline.

- Feedbacks collected from the students were analyzed and approval of the same was taken from the principal and then forwarded to the HOD's of the college.
- 50 feedbacks out of Four hundred Ninety-Eight students from arts, 50 feedbacks out of Four hundred Sixty-Five students from commerce departmental students were respectively collected.
- The students were asked to point out their feedback, perception on five point Likert scale of the degree of strongly agreeing, agreeing, neutral, disagreeing, and strongly disagreeing where 5 point was given to strongly agreeing, 4 to agreeing, 3 to neutral, 2 to disagreeing, and 1 to strongly disagreeing. After that, the recorded perceptions on the different statements were processed to obtain the students feedback analysis report. For ideation purposes, statement having a mean score below 3.00 was fixed as the cut-off point; meaning that a student's feedback would be considered as disagreeing and a mean score more than 3.1 to 5.0 was fixed as the cut-off point, meaning that a student's feedback would be considered as agreeing. While mean score more than 4.00 was fixed as the cut-off point, meaning that a student's feedback would be considered as strongly agreeing. An overall finding of the report faculty-wise is as follows.

1. Analysis of the Departmental Students Feedback Survey:

- Mean score of **Social Science, Commerce & Language** department students responses towards the parameters about the teaching of all department teachers in college is 4.4.
- Mean score of the department student's responses towards the Statements about the teaching-learning environment in college is 4.1.

Suggestion for the betterment were given by the committee as follows

- Offline feedback should be collected
 - Questionnaire should be restructured as per NAAC guidelines.
 - Students should be informed in advance and motivated to fill offline feedback form.
- Practical knowledge such as field visit, industrial trip should be increased.

SHRIPAD KRISHNA KOLHATKAR MAHAVIDYALAYA, JALGAON JAMOD
STUDENT'S FEEDBACK
Department of Language



Name : Renuka Sakharam Handale

Class: B.A.T Semester I Year 2018-19

Department _____ Programme _____

Your responses will be seen only after your course results have been finalized and recorded. The information will be used only for the improvement of the course and teaching. In future you need not disclose your name if you do not wish to.

You may tick more than one answer to a question to the extent they do not contradict each other.

Rating – 5-Strongly Agree, 4- Agree, 3- Neutral, 2- Disagree, 1-Strongly Disagree.

Sr. No	Parameters	MAR	MAR	MAR	ENG	ENG	ELT
		RSD	PCG	SMI	GVK	PPC	RSS
1	The teacher comes on time for the lecture and engage his lecture regularly	5	5	5	5	5	4
2	The teacher prepare well for the classes and demonstrates subject command	4	4	4	4	4	4
3	The teacher communicates effectively with the students	3	5	5	5	5	4
4	The teacher encourages students for asking question, discussion, and classroom participation	4	4	4	4	4	4
5	Your teacher makes topics easy to understand and conducts students centric learning activities	4	4	4	4	4	4
6	The teacher creates interest in the subject	3	3	3	3	3	3
7	The teacher uses ICT tools (LED Projector, multimedia, email etc.).	3	3	3	3	3	3
8	The teacher is fair and transparent In internal assessment	4	4	4	4	4	4
9	The teacher informs you about course, plan, your expected competencies, course outcome and programs out come	5	5	5	5	5	5
10	Overall rating of the teacher						

RSD	Dr. Ram S. Deshmukh	PCG	Mr. Prakash C. Gawai
SMI	Mr. Siddharth M. Ingale	GVK	Mr. Girish V. Kulkarni
PPC	Mr. Pradeep P. Chavan	RSS	Mr. Rameshwar S. Saykhede

Date:

Signature R.S. Handale

SHRIPAD KRISHNA KOLHATKAR MAHAVIDYALAYA, JALGAON JAMOD
STUDENT'S FEEDBACK
Social Science Department



Name : Ku:- Rupali Gopal Wankhade
Class : B. A. I Semester II Year 2018-19
Department _____ Programme _____

Your responses will be seen only after your course results have been finalized and recorded. The information will be used only for the improvement of the course and teaching. In future you need not disclose your name if you do not wish to.

You may tick more than one answer to a question to the extent they do not contradict each other.

Rating – 5-Strongly Agree, 4- Agree, 3- Neutral, 2- Disagree, 1-Strongly Disagree.

Sr. No	Parameters	POL.	ECO.	HIS	SOC	HEC
		NRN	GMM	GNB	GMJ	AUJ
1	The teacher comes on time for the lecture and engage his lecture regularly	5	5	4	5	1
2	The teacher prepare well for the classes and demonstrates subject command	5	4	5	4	3
3	The teacher communicates effectively with the students	5	4	3	5	5
4	The teacher encourages students for asking question, discussion and classroom participation	5	4	5	5	4
5	Your teacher makes topics easy to understand and conducts students centric learning activities	5	3	5	4	3
6	The teacher creates interest in the subject	5	4	4	5	4
7	The teacher uses ICT tools(LED Projector, multimedia, email etc.)	5	5	4	5	3
8	The teacher is fair and transparent* In internal assessment	5	3	5	5	4
9	The teacher informs you about course, plan, your expected competencies, course outcome and programs out come	5	4	5	5	3
10	Overall rating of the teacher	5	5	5	5	5

NRN	Dr. Nilesh R. Nimbalkar	GMM	Dr. Girish M. Mayee
GNB	Dr. Gopal N. Bhad	GMJ	Mr. Ganesh M. Joshi
AUJ	Mrs. Archana U. Joshi		

Date:

Signature

SHRIPAD KRISHNA KOLHATKAR MAHAVIDYALAYA, JALGAON JAMOD
STUDENT'S FEEDBACK



Name : Kw Laxmi Dnyabam Welkar

Class: B.A. II Semester _____ Year 2018-19

Department _____ Programme _____

Dear Student.

This form has been designed to seek feedback from you to strengthen the quality of teaching learning environment to provide best possible facilities and modern infrastructure. The information provided by you will be kept confidential.

Direction : For each of item please indicate your level of agreement with the following statements by selecting appropriate option **Strongly Agree, Agree, Neutral, Disagree and Strongly Disagree.**

Statement	Strongly Agree	Agree	Neutral	Disagree	Strongly Disagree
The office staff I college is cooperative and helpful	5	5	5	5	—
The Library staff in college is cooperative and helpful	5	5	5	5	—
Online educational resources are available and accessible in library	5	5	5	5	5
Internet facility provided in the college library is satisfactory	5	5	5	5	—
The prescribed book / reading materials are available I library	5	5	5	5	—
Equipments in the lab , Projector in classrooms, Computer in Library are in good working condition	5	5	5	5	—
Results are displayed by the college	5	5	5	5	—
Separate common rooms for girls and boys are available	5	5	5	5	—
Toilets/ washrooms are clean and properly maintained	5	5	5	5	—

SHRIPAD KRISHNA KOLHATKAR MAHAVIDYALAYA, JALGAON JAMOD
STUDENT'S FEEDBACK
Department of Language



Name : Ku. Renuka Mahadeo Dhanme
Class: B.com I Semester 1-2 Year 2018-19
Department commerce Programme _____

Your responses will be seen only after your course results have been finalized and recorded The information will be used only for the improvement of the course and teaching In future you need not disclose you name if you do not wish to

You may tick more than one answer to a question to the extent the they do not contradict each other

Rating – 5-Strongly Agree, 4- Agree , 3- Neutral, 2- Disagree ,1-Strongly Disagree.

Sr. No	Parameters	MAR	MAR	MAR	ENG	ENG	ELT
		RSD	PCG	SMI	GVK	PPC	RSS
1	The teacher comes on time for the lecture and engage his lecture regularly	4	4	4	4	4	4
2	The teacher prepare well for the classes and demonstrates subject command	4	4	3	4	4	4
3	The teacher communicates effectively with the students	4	3	4	4	3	4
4	The teacher encourages students for asking question, discussion ,and classroom participation	3	5	4	3	4	5
5	Your teacher makes topics easy to understand and conducts students centric learning activities	4	4	3	4	4	5
6	The teacher creates interest in the subject	3	3	4	4	4	5
7	The teacher uses ICT tools (LED Projector, multimedia, email etc.)	3	4	5	4	3	5
8	The teacher is fair and transparent In internal assessment	4	4	4	3	3	5
9	The teacher informs you about course, plan, your expected competencies, course outcome and programs out come	4	3	4	5	4	4
10	Overall rating of the teacher	4	4	4	5	4	4

RSD	Dr. Ram S. Deshmukh	PCG	Mr. Prakash C. Gawai
SMI	Mr. Siddharth M. Ingale	GVK	Mr. Girish V. Kulkarni
PPC	Mr. Pradeep P. Chavan	RSS	Mr. Rameshwar S. Saykhede

Date:

R.M. Dhanme
Signature

Feedback Report 2019-2020

CHART No.1:
Mean score of art department student's responses towards the
statements about the teaching-learning environment in college

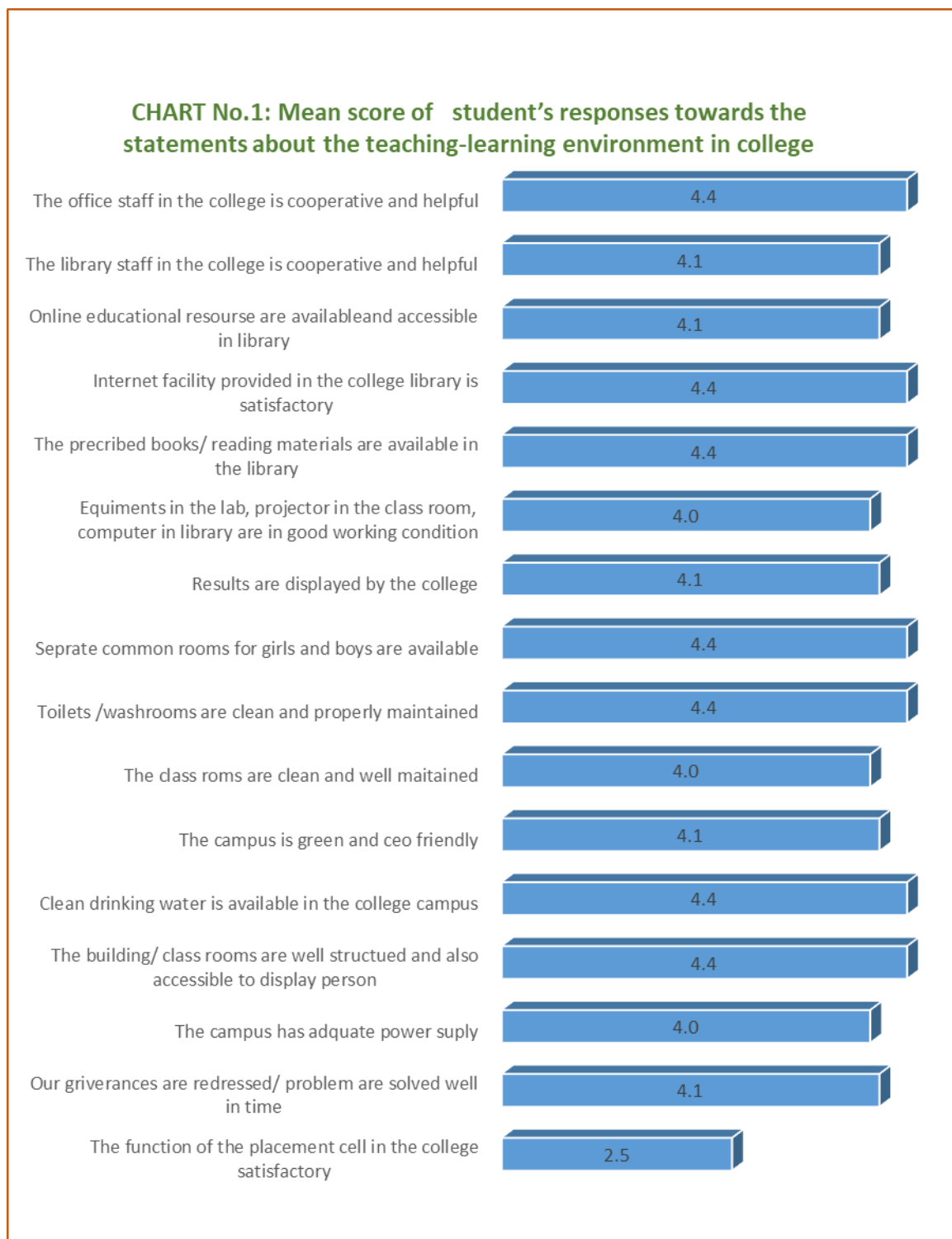


Table No.1: Mean score of art department student's responses towards the statements about the teaching- learning environment in college

SFF.No.	M.S.	SFF.No.	M.S.	SFF.No.	M.S.	SFF.No.	M.S.
1	4.9	26	4.4	51	3.8	76	4.4
2	4.3	27	4.4	52	4.6	77	4.1
3	4.4	28	3.9	53	4.4	78	3.9
4	4.6	29	4.2	54	4.4	79	3.9
5	3.3	30	3.6	55	3.8	80	4.3
6	4.4	31	4.3	56	4.6	81	4.4
7	4.2	32	4.4	57	3.8	82	4.1
8	4.3	33	4.6	58	4.3	83	4.6
9	3.8	34	4.4	59	3.8	84	4.3
10	4.2	35	4.3	60	4.2	85	4.4
11	3.8	36	4.4	61	4.4	86	4.4
12	4.6	37	4.4	62	3.3	87	4.3
13	3.9	38	4.2	63	4.3	88	4.3
14	4.2	39	4.4	64	4.4	89	4.3
15	4.7	40	4.2	65	3.9	90	4.4
16	4.2	41	3.9	66	4.3	91	3.3
17	3.9	42	3.6	67	4.3	92	3.8
18	4.1	43	4.4	68	4.8	93	3.7
19	3.4	44	4.6	69	4.4	94	3.4
20	4.4	45	3.5	70	3.6	95	4.2
21	4.2	46	3.3	71	4.2	96	4.3
22	4.2	47	4.4	72	4.6	97	4.4
23	4.4	48	4.9	73	4.4	98	4.3
24	4.3	49	4.2	74	4.3	99	4.6
25	4.3	50	4.2	75	4.6	100	4.4
Overall Mean Score of all Students Feedback Form=							4.2

Chart No.2:
Mean score of students responses towards the parameters about the teaching of
art department teachers in college



Table No.2: Mean score of students responses towards the parameters about the teaching of art department teachers in college

Responses of students feedback collected on the basis of rating they had given to the following Statements on five points likert scale								
Statement No.	Statement	NRN	GMM	GNB	AUJ	GMJ	Average mean score	Mean Score
1	The teacher comes on time for the lecture and engage his lecture regularly	4.5	4.4	4.3	4.1	4.4	4.3	4.3
2	The teacher prepare well for the classes and demonstrates subject command	4.3	4.5	4.5	4.3	4.3	4.4	4.4
3	The teacher communicates effectively with the students	4.3	4.4	4.3	4.2	4.2	4.3	4.3
4	The teacher encourages students for asking question, discussion ,and classroom participation	4.4	4.5	4.2	4.3	4.3	4.3	4.3
5	Your teacher makes topics easy to understand and conducts students centric learning activities	4.2	4.3	4.2	4.1	4.1	4.2	4.2
6	The teacher creates interest in the subject	4.1	4.4	4.3	4.3	4.1	4.3	4.3
7	The teacher uses ICT tools (LED Projector, multimedia, email etc.)	4.2	4.5	4.3	4.4	4.3	4.3	4.3
8	The teacher is fair and transparent In internal assessment	4.4	4.3	4.1	4.3	4.4	4.2	4.2
9	The teacher informs you about course, plan, your expected competencies, course outcome and programs out come	4.3	4.4	4.1	4.3	4.2	4.2	4.2
10	Overall rating of the teacher	4.2	4.3	4.3	4.4	4.3	4.1	4.1
Overall Score		4.3	4.4	4.3	4.3	4.3	4.3	4.3
Sr. No.	Name of Teachers						Short Form	
1	Dr. Nilesh R. Nimbalkar						NRN	
2	Dr. Girish M. Mayee						GMM	
3	Dr. Gopal N. Bhad						GNB	
4	Mrs. Archana U. Joshi						AUJ	
5	Mr. Ganesh M. Joshi						GMJ	

Chart No.3:
Mean score of students responses towards the parameters about the teaching of Commerce department teachers in college

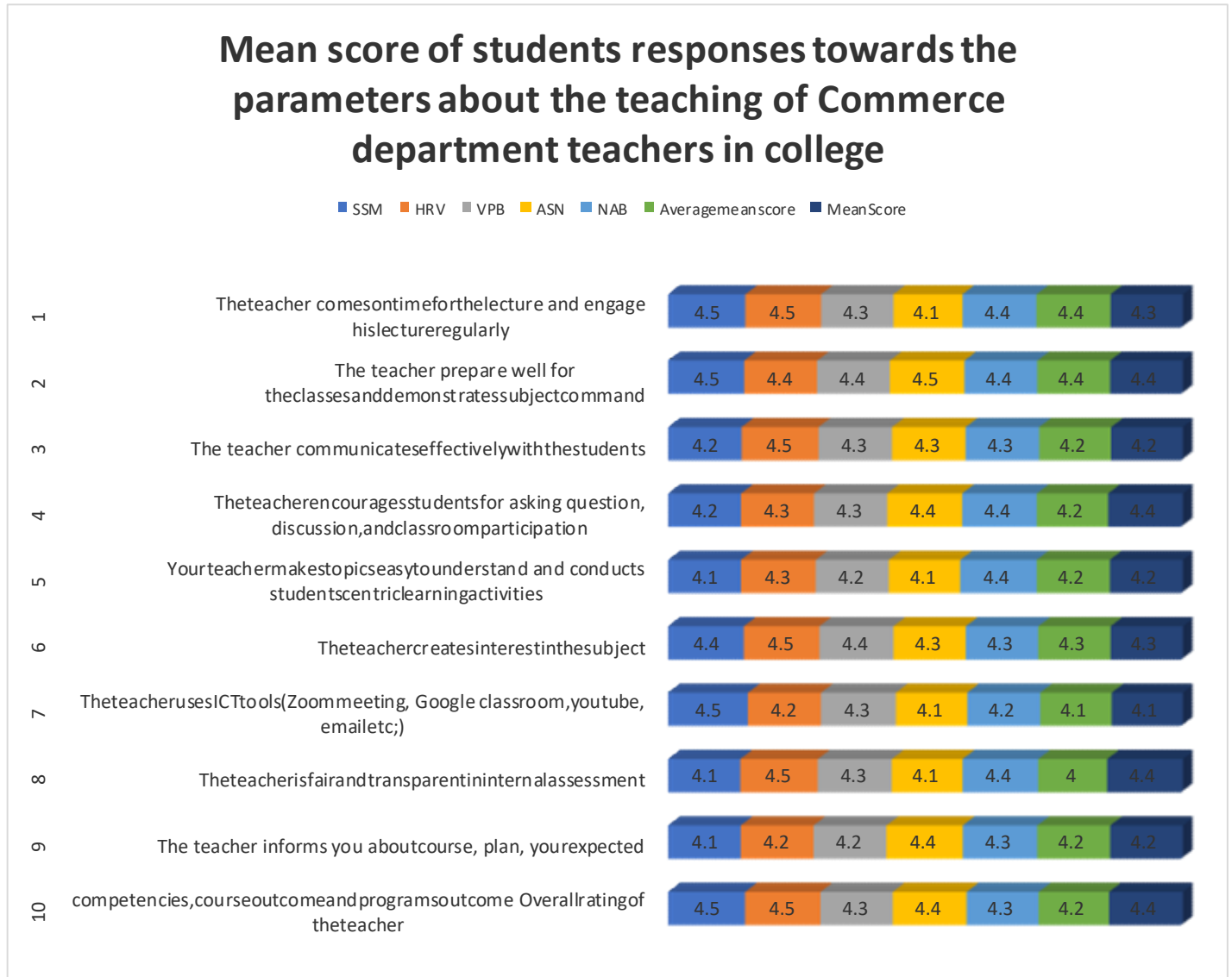


Table No.3: Mean score of students responses towards the parameters about the teaching of Commerce department teachers in college

Responses of student's feedback collected on the basis of rating they had given to the following statement on five points Likert scale								
Statement No	Statement	SSM	HRV	VPB	ASN	SPK	Average Mean score	Mean Score
1	The teacher comes on time for the lecture and engage his lecture regularly	4.5	4.5	4.3	4.1	4.4	4.4	4.3
2	The teacher prepare well for the classes and demonstrates subject command	4.5	4.4	4.4	4.5	4.4	4.4	4.4
3	The teacher communicates effectively with the students	4.2	4.5	4.3	4.3	4.3	4.2	4.2
4	The teacher encourages students for asking question, discussion ,and classroom participation	4.2	4.3	4.3	4.4	4.4	4.2	4.4
5	Your teacher makes topics easy to understand and conducts students centric learning activities	4.1	4.3	4.2	4.1	4.4	4.2	4.2
6	The teacher creates interest in the subject	4.4	4.5	4.4	4.3	4.3	4.3	4.3
7	The teacher uses ICT tools(LED Projector, multimedia, email etc.)	4.5	4.2	4.3	4.1	4.2	4.1	4.1
8	The teacher is fair and transparent In internal assessment	4.1	4.5	4.3	4.1	4.4	4	4.4
9	The teacher informs you about course, plan, your expected competencies, course outcome and programs out come	4.1	4.2	4.2	4.4	4.3	4.2	4.2
10	The teacher comes on time for the lecture and engage his lecture regularly	4.5	4.5	4.3	4.4	4.3	4.2	4.4
OverallScore		4.8	4.8	4.7	4.7	4.8	4.6	4.7
Sr. No.	Name of Teachers						Short Form	
1	Mr. Sudhir S. Muley						SSM	
2	Mr. Hrishikesh R. Vipradas						HRV	
3	Mr. Vinod P Bawaskar						VPB	
4	Mr. Akash S. Nilje						ASJ	
5	Miss S.P. Kothalkar						SPK	

Chart No 4:
Mean score of student's responses towards the parameters about the
teaching of Language department teachers in college

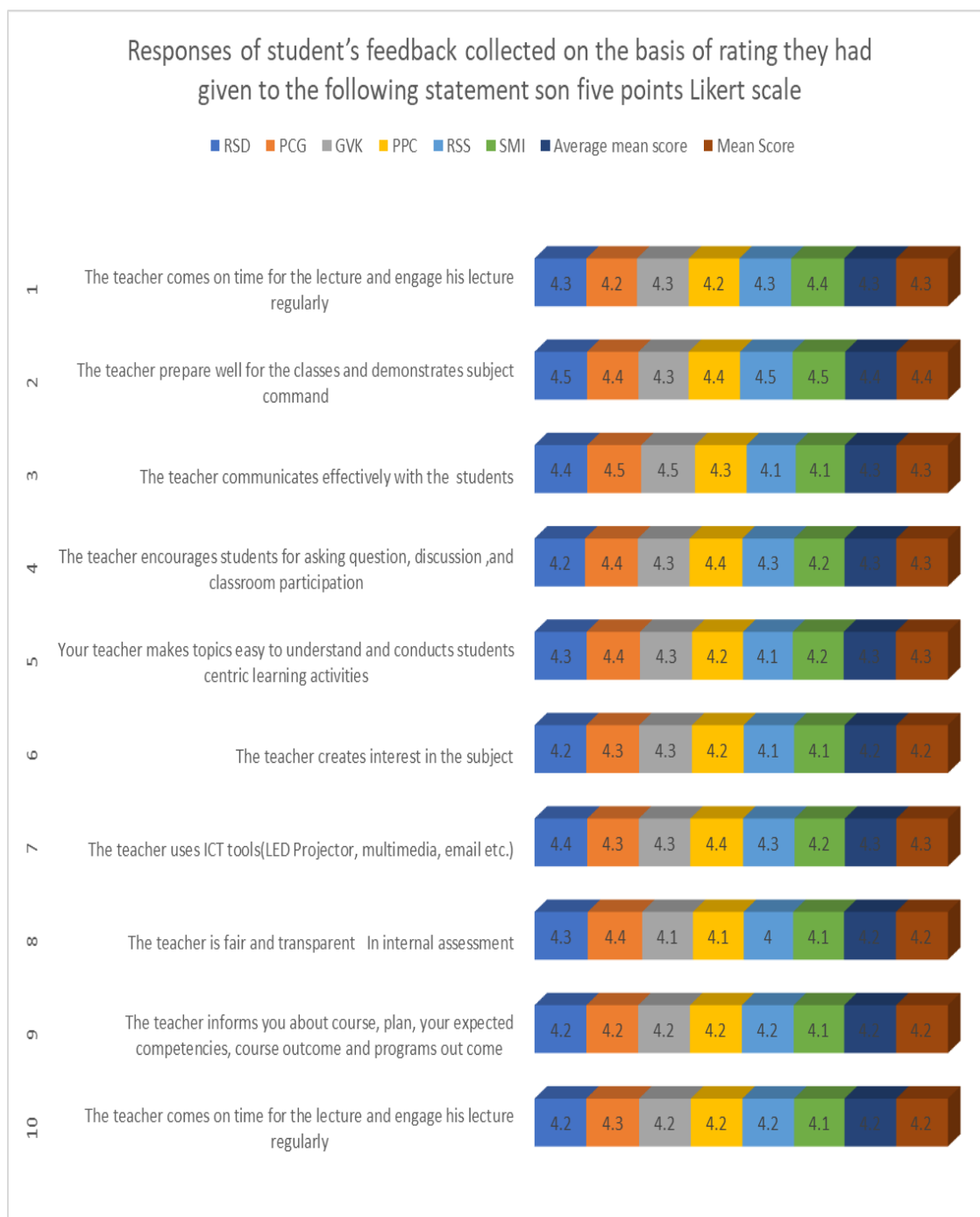


Table No 4: Mean score of student's responses towards the parameters about the teaching of Language department teachers in college

Responses of student's feedback collected on the basis of rating they had given to the following statement on five points Likert scale									
No.	Statement	RSD	PCG	GVK	PPC	RS S	SMI	Average mean score	Me an Sco re
1	The teacher comes on time for the lecture and engage his lecture regularly	4.3	4.2	4.3	4.2	4.3	4.4	4.3	4.3
2	The teacher prepare well for the classes and demonstrates subject command	4.5	4.4	4.3	4.4	4.5	4.5	4.4	4.4
3	The teacher communicates effectively with the students	4.4	4.5	4.5	4.3	4.1	4.1	4.3	4.3
4	The teacher encourages students for asking question, discussion ,and classroom participation	4.2	4.4	4.3	4.4	4.3	4.2	4.3	4.3
5	Your teacher makes topics easy to understand and conducts students centric learning activities	4.3	4.4	4.3	4.2	4.1	4.2	4.3	4.3
6	The teacher creates interest in the subject	4.2	4.3	4.3	4.2	4.1	4.1	4.2	4.2
7	The teacher uses ICT tools(LED Projector, multimedia, email etc.)	4.4	4.3	4.3	4.4	4.3	4.2	4.3	4.3
8	The teacher is fair and transparent In internal assessment	4.3	4.4	4.1	4.1	4.0	4.1	4.2	4.2
9	The teacher informs you about course, plan, your expected competencies, course outcome and programs out come	4.2	4.2	4.2	4.2	4.2	4.1	4.2	4.2
10	The teacher comes on time for the lecture and engage his lecture regularly	4.2	4.3	4.2	4.2	4.2	4.1	4.2	4.2
Overall Score		4.3	4.3	4.3	4.3	4.2	4.2	4.3	4.3

Sr. No.	Name of Teachers	Short Form
1	Dr. Ramchandra S. Deshmukh	RSD
2	Mr. Prakash C. Gawai	PCG
3	Mr. Girish V. Kulkarni	GVK
4	Mr. Pradip P. Chavan	PPC
5	Mr. Rameshwar S. Saykhede	RSS
6	Mr. Siddhartha M. Ingale	SMI

Analysis of the Students Feedback Survey:

The students were asked to point out their feedback, perception on five point Likert scale of the degree of strongly agreeing, neutral, disagreeing, and strongly disagreeing where 5 point was given to strongly agreeing, 4 to agreeing, 3 to neutral, 2 to disagreeing, and 1 to strongly disagreeing. After that, the recorded perceptions on the different statements were processed to obtain the students feedback analysis report. For validation purposes, statement having a mean score below 3.00 was fixed as the cut-off point; meaning that a student's feedback would be considered as disagreeing and a mean score more than 3.01 to 4.00 was fixed as the cut-off point, meaning that a student's feedback would be considered as agreeing. While mean score more than 4.00 was fixed as the cut-off point, meaning that a student's feedback would be considered as strongly agreeing.

Conclusions:

Table No.: 1, and Chart No.: 1, demonstrates the mean scores of the student's feedback report towards, quality of teaching learning environment, obtained on sixteen statements. The charts states that students had similar opinion towards all the sixteen statements ranging from 3.3 to 4.9. It may be noted that all the sixteen statements were considered as strongly agreeing since the minimum scores of any statement was not less than 3.3.

However it may be noted that a statement, 'The functioning of the placement cell in the college is satisfactory', with a mean score of 2.5 and another statement, 'Online educational resources are available and accessible in library' with a mean score of 4.1 was not rated as a significant statement by the students with the comparison of statement, 'The campus is green and eco-friendly', with a mean score 4.1 and statement, 'The office staff in college is cooperative and helpful', with a mean score of 4.4. The mean scores of the responses between the degree of strongly disagreeing and strongly agreeing held by all students for all statements ranged from 3.3, to 4.9, and so on, with an average mean score of 4.4. The statements, 'The office staff in college is cooperative and helpful', 'Clean drinking water is available in the college campus', had scored an average mean score of 4.4, highest strongly agreeing statement, whereas the statement, 'The functioning of the placement cell in the college is satisfactory' had scored lowest average mean of 2.5.

Table No.: 2, and Chart No.: 2, demonstrates the responses of student's feedback collected on the basis of rating that they had given to the parameters about **Social Science** Department teachers teaching that are mentioned in the above table no.2, on five points Likert scale. The overall minimum score is 4.3 and maximum score is 4.4 and average score is 4.3

Table No.: 3, and Chart No.: 3, demonstrates the responses of student's feedback collected on the basis of rating that they had given to the parameters about **Commerce Department** teachers teaching that are mentioned in the above table no. 3, on five points Likert scale. The overall minimum score is 4.6 and maximum score is 4.8 and average score is 4.7

Table No.: 4, and Chart No.: 4, demonstrates the responses of student's feedback collected on the basis of rating that they had given to the parameters about **Language Department** teachers teaching that are mentioned in the above table no. 4, on five points Likert scale. The overall minimum score is 4.2 and maximum score is 4.3 and average score is 4.3

Action Taken:

The analysis of feedback report was forwarded to the Principal, HOD's of Humanities and Commerce department and was also discussed in the meeting held by IQAC coordinator for taking collectively correct action to minimize the dissatisfaction of students where the minimum mean score is less than 4.1

REPORT OF THE FEEDBACK COMMITTEE FOR THE ACADEMIC YEAR 2019-2020
Feedback report from the students was collected offline.

- Feedbacks collected from the students were analyzed and approval of the same was taken from the principal and then forwarded to the HOD's of the college.
- 50 feedbacks out of Four hundred Twenty Five students from arts, 50 feedbacks out of Four hundred Thirty Three students from commerce departmental students were respectively collected.
- The students were asked to point out their feedback, perception on five point Likert scale of the degree of strongly agreeing, agreeing, neutral, disagreeing, and strongly disagreeing where 5 point was given to strongly agreeing, 4 to agreeing, 3 to neutral, 2 to disagreeing, and 1 to strongly disagreeing. After that, there corded perceptions on the different statements were processed to obtain the students feedback analysis report. For ideation purposes, statement having a mean score below 3.00 was fixed as the cut-off point; meaning that a student's feedback would be considered as disagreeing and a mean score more than 3.1 to 5.0 was fixed as the cut-off point, meaning that a student's feedback would be considered as agreeing. While mean score more than 4.00 was fixed as the cut-off point, meaning that a student's feedback would be considered as strongly agreeing. An overall finding of the report faculty-wise is as follows.

2. Analysis of the Departmental Students Feedback Survey:

- Mean score of **Social Science, Commerce & Language** department students' responses towards the parameters about the teaching of all department teachers in college is 4.4.
- Mean score of the department student's responses towards the Statements about the teaching-learning environment in college is 4.1.

Suggestion for the betterment were given by the committee as follows

- Offline feedback should be collected
- Questionnaire should be restructured as per NAAC guidelines.
- Students should be informed in advance and motivated to fill offline feedback form.
Practical knowledge such as field visit, industrial trip should be increased.

SHRIPAD KRISHNA KOLHATKAR MAHAVIDYALAYA, JALGAON JAMOD
STUDENT'S FEEDBACK
Department of Language



Name : Ku. Vimal Mahadke Katore
Class : B.com II Semester 3-4 Year 2019-20
Department Commerce Programme _____

Your responses will be seen only after your course results have been finalized and recorded. The information will be used only for the improvement of the course and teaching in future. You need not disclose your name if you do not wish to.

You may tick more than one answer to a question to the extent they do not contradict each other.

Rating – 5-Strongly Agree, 4- Agree, 3- Neutral, 2- Disagree, 1-Strongly Disagree.

Sr. No	Parameters	MAR RSD	MAR PCG	MAR SMI	ENG GVK	ENG PPC	ELT RSS
1	The teacher comes on time for the lecture and engage his lecture regularly	4	5	4	3	4	5
2	The teacher prepare well for the classes and demonstrates subject command	3	4	5	5	4	5
3	The teacher communicates effectively with the students	4	4	3	4	5	3
4	The teacher encourages students for asking question, discussion and classroom participation	5	5	4	3	4	4
5	Your teacher makes topics easy to understand and conducts students centric learning activities	5	5	4	4	2	5
6	The teacher creates interest in the subject	4	4	3	3	5	5
7	The teacher uses ICT tools (LED Projector, multimedia, email etc.)	5	4	3	4	5	4
8	The teacher is fair and transparent In internal assessment	5	4	5	4	3	4
9	The teacher informs you about course, plan, your expected competencies, course outcome and programs out come	5	4	3	4	5	4
10	Overall rating of the teacher	3	5	5	4	4	3

RSD	Dr. Ram S. Deshmukh	PCG	Mr. Prakash C. Gawai
SMI	Mr. Siddharth M. Ingale	GVK	Mr. Girish V. Kulkarni
PPC	Mr. Pradeep P. Chavan	RSS	Mr. Rameshwar S. Saykhede

Date: _____

Pratoss
Signature

SHRIPAD KRISHNA KOLHATKAR MAHAVIDYALAYA, JALGAON JAMOD
STUDENT'S FEEDBACK
Department of Commerce



Name: Dinesh Ganeshsinh Chavan
Class: 2nd year Semester II Year 2019-20
Department Commerce Programme

Your responses will be seen only after your course results have been finalized and recorded. The information will be used only for the improvement of the course and teaching. In future you need not disclose your name if you do not wish to.

You may tick more than one answer to a question to the extent they do not contradict each other.

Rating – 5-Strongly Agree, 4- Agree, 3- Neutral, 2- Disagree, 1-Strongly Disagree.

Sr. No	Parameters	B.Com.				
		SSM	HRV	VPB	ASN	NAB
1	The teacher comes on time for the lecture and engage his lecture regularly	5	5	4	5	4
2	The teacher prepare well for the classes and demonstrates subject command	5	5	5	5	4
3	The teacher communicates effectively with the students	5	4	4	5	5
4	The teacher encourages students for asking question, discussion, and classroom participation	4	4	5	5	5
5	Your teacher makes topics easy to understand and conducts students centric learning activities	5	4	4	5	5
6	The teacher creates interest in the subject	4	5	4	5	5
7	The teacher uses ICT tools(LED Projector, multimedia, email etc.)	4	5	4	5	5
8	The teacher is fair and transparent In internal assessment	5	4	5	5	5
9	The teacher informs you about course, plan, your expected competencies, course outcome and programs out come	5	4	4	5	5
10	Overall rating of the teacher	4	5	5	4	5

SSM	Mr. Sudhir S. Mulay	HRV	Mr. Hrishikarsh R. Vipradas
VPB	Mr. Vinod P. Bawaskar	ASN	Mr. Akash S. Nilje
NAB	Mrs. Nilima A. Bhopale		

Date:

d.g. Chavan
Signature

SHRIPAD KRISHNA KOLHATKAR MAHAVIDYALAYA, JALGAON JAMOD
STUDENT'S FEEDBACK
Department of Commerce



Name : Ashish Shrinem Kaple
Class: B.com II Semester _____ Year 2019-20
Department Commerce Programme _____

Your responses will be seen only after your course results have been finalized and recorded. The information will be used only for the improvement of the course and teaching. In future you need not disclose your name if you do not wish to.

You may tick more than one answer to a question to the extent they do not contradict each other.

Rating – 5-Strongly Agree, 4- Agree, 3- Neutral, 2- Disagree, 1-Strongly Disagree.

Sr. No	Parameters	B. Com.				
		SSM	HRV	VPB	ASN	NAB
1	The teacher comes on time for the lecture and engage his lecture regularly	5	5	5	5	—
2	The teacher prepare well for the classes and demonstrates subject command	5	5	5	5	—
3	The teacher communicates effectively with the students	5	5	5	5	—
4	The teacher encourages students for asking question, discussion and classroom participation	5	5	5	5	—
5	Your teacher makes topics easy to understand and conducts students centric learning activities	5	5	5	5	—
6	The teacher creates interest in the subject	5	5	4	5	—
7	The teacher uses ICT tools(LED Projector, multimedia, email etc.)	5	5	5	5	—
8	The teacher is fair and transparent in internal assessment	5	5	5	5	—
9	The teacher informs you about course, plan, your expected competencies, course outcome and programs out come	5	4	5	5	—
10	Overall rating of the teacher	5	5	5	5	—

SSM	Mr. Sudhir S. Mulay	HRV	Mr. Hrishikarsh R. Vipradas
VPB	Mr. Vinod P. Bawaskar	ASN	Mr. Akash S. Nilje
NAB	Mrs. Nilima A. Bhopale		

Date:

Ashish
Signature

SHRIPAD KRISHNA KOLHATKAR MAHAVIDYALAYA, JALGAON JAMOD
STUDENT'S FEEDBACK
Social Science Department



Name : Ku. Anjali Shrikrushna Raut.
Class : B.A. II Semester IV Year 2019-20
Department _____ Programme _____

Your responses will be seen only after your course results have been finalized and recorded. The information will be used only for the improvement of the course and teaching in future. You need not disclose your name if you do not wish to.

You may tick more than one answer to a question to the extent they do not contradict each other.

Rating – 5-Strongly Agree, 4- Agree, 3- Neutral, 2- Disagree, 1-Strongly Disagree.

Sr. No	Parameters	POL.	ECO.	HIS	SOC	HEC
		NRN	GMM	GNB	GMJ	AUJ
1	The teacher comes on time for the lecture and engage his lecture regularly	5	5	3	5	4
2	The teacher prepare well for the classes and demonstrates subject command	5	4	3	4	3
3	The teacher communicates effectively with the students	5	5	3	5	3
4	The teacher encourages students for asking question, discussion, and classroom participation	5	5	3	5	4
5	Your teacher makes topics easy to understand and conducts students centric learning activities	5	5	3	4	4
6	The teacher creates interest in the subject	5	5	2	5	4
7	The teacher uses ICT tools(LED Projector, multimedia, email etc.)	5	4	1	2	3
8	The teacher is fair and transparent in internal assessment	5	5	5	5	5
9	The teacher informs you about course, plan, your expected competencies, course outcome and programs out come	5	4	3	4	4
10	Overall rating of the teacher	5	4	3	4	4

NRN	Dr. Nilesh R. Nimbalkar	GMM	Dr. Girish M. Mayee
GNB	Dr. Gopal N. Bhad	GMJ	Mr. Ganesh M. Joshi
AUJ	Mrs. Archana U. Joshi		

Date:

A.S. Raut.
Signature

Feedback Report

2020-2021

CHART No.1: Mean score of art department student's responses towards the statements about the teaching-learning environment in college

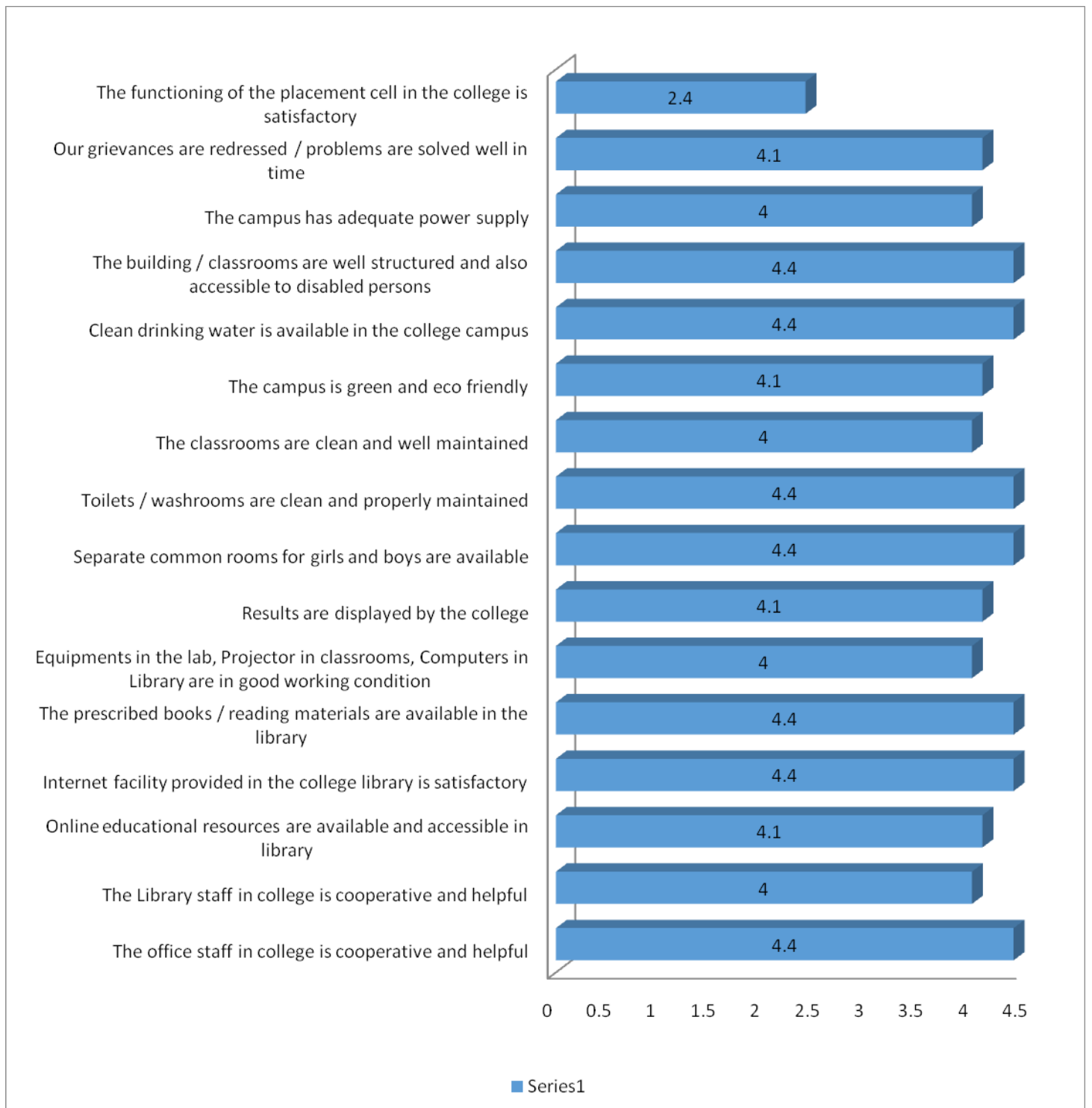


Table No.1: Mean score of art department student's responses towards the statements about the teaching-learning environment in college

SFF.No.	M.S.	SFF.No.	M.S.	SFF.No.	M.S.	SFF.No.	M.S.
1	4.2	26	4.1	51	4.2	76	3.9
2	4.1	27	4.4	52	4.6	77	4.1
3	4.4	28	3.9	53	3.9	78	3.9
4	4.6	29	3.8	54	4.4	79	3.9
5	3.3	30	3.6	55	3.8	80	4.3
6	4.1	31	4.3	56	4.6	81	4.0
7	4.1	32	4.4	57	3.8	82	4.1
8	4.3	33	4.6	58	4.1	83	4.6
9	3.8	34	4.1	59	3.8	84	4.4
10	4.1	35	4.3	60	4.2	85	4.4
11	3.8	36	4.1	61	4.1	86	4.1
12	4.6	37	4.4	62	3.3	87	4.1
13	3.9	38	4.2	63	4.1	88	4.1
14	4.2	39	4.4	64	4.1	89	4.1
15	4.7	40	4.1	65	3.9	90	4.4
16	4.1	41	3.9	66	4.3	91	3.3
17	3.9	42	3.6	67	3.8	92	3.8
18	4.1	43	3.8	68	4.8	93	3.7
19	3.4	44	4.6	69	4.1	94	3.4
20	4.4	45	3.5	70	3.6	95	4.2
21	4.1	46	3.3	71	4.2	96	4.1
22	4.1	47	3.9	72	4.6	97	4.1
23	3.9	48	4.9	73	4.1	98	4.1
24	4.3	49	4.4	74	3.7	99	4.6
25	3.9	50	4.4	75	4.4	100	4.1
Overall Mean Score of all Students Feedback Form=							4.1

**CHART NO.2: MEAN SCORE OF STUDENTS
RESPONSES TOWARDS THE PARAMETERS ABOUT
THE TEACHING OF SOCIAL SCIENCE DEPARTMENT
TEACHERS IN COLLEGE**

■ NRN ■ GMM ■ GNB ■ AUJ ■ GMJ ■ Average mean score

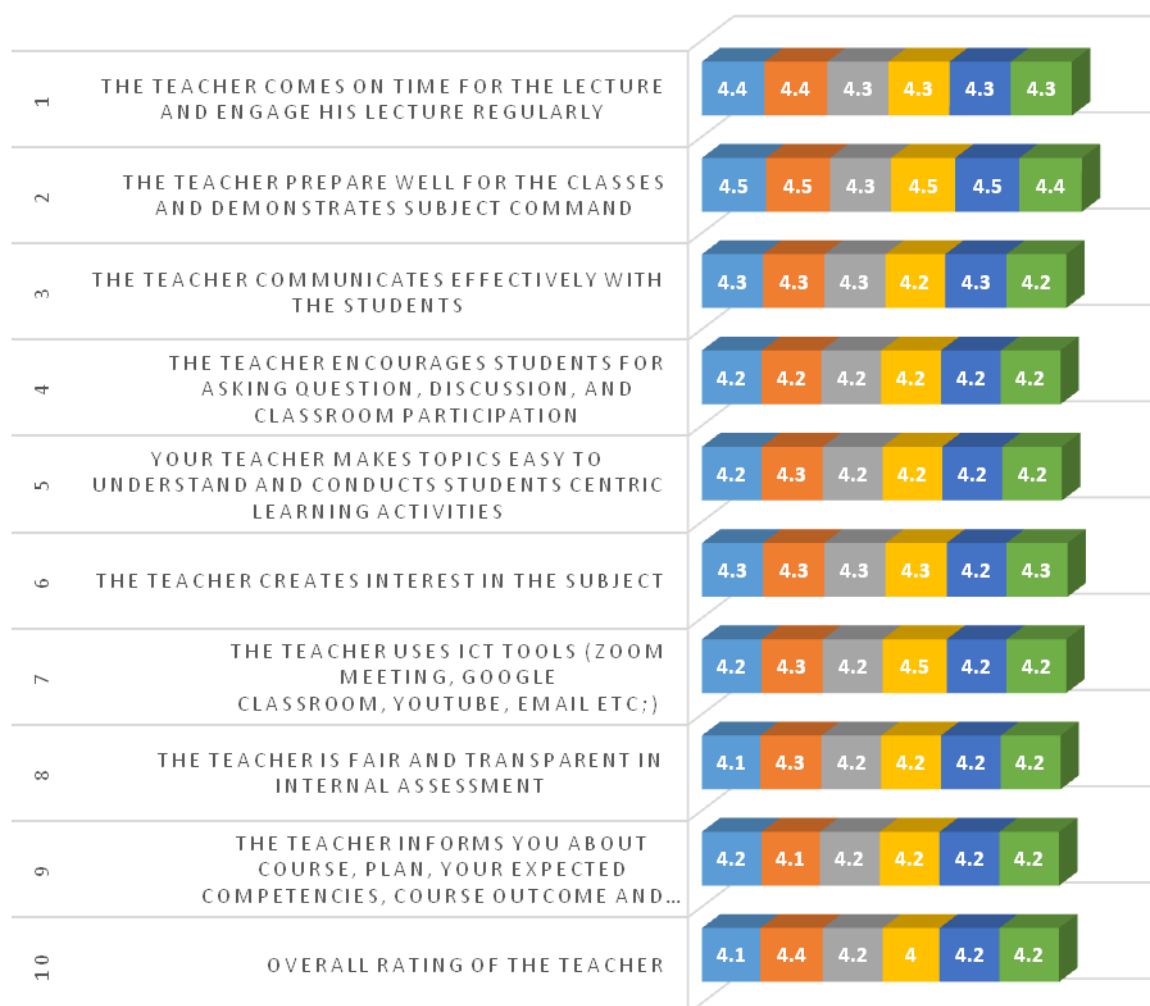


Table No.2:
Mean score of students responses towards the parameters about the teaching of art department teachers in college

Responses of students feedback collected on the basis of rating they had given to the following statement so n five points likert scale								
Statement No.	Statement	NRN	GMM	GNB	AUJ	GMJ	Average means core	Mean Score
1	The teacher comes on time for the lecture and engage his lecture regularly	4.4	4.4	4.3	4.3	4.3	4.3	4.3
2	The teacher prepare well for the classes and demonstrates subject command	4.5	4.5	4.3	4.5	4.5	4.4	4.4
3	The teacher communicates effectively with the students	4.3	4.3	4.3	4.2	4.3	4.2	4.2
4	The teacher encourages students for asking question, discussion ,and classroom participation	4.2	4.2	4.2	4.2	4.2	4.2	4.2
5	Your teacher makes topics easy to understand and conducts students centric learning activities	4.2	4.3	4.2	4.2	4.2	4.2	4.2
6	The teacher creates interest in the subject	4.3	4.3	4.3	4.3	4.2	4.3	4.3
7	The teacher uses ICT tools(LED Projector, multimedia, email etc.)	4.2	4.3	4.3	4.5	4.2	4.3	4.3
8	The teacher is fair and transparent In internal assessment	4.1	4.3	4.2	4.2	4.2	4.2	4.2
9	The teacher informs you about course, plan, your expected competencies, course outcome and programs out come	4.2	4.1	4.2	4.2	4.2	4.2	4.2
10	The teacher comes on time for the lecture and engage his lecture regularly	4.1	4.4	4.2	4.0	4.2	4.1	4.1
Overall Score		4.3	4.3	4.2	4.3	4.2	4.2	4.2

Sr. No.	Name of Teachers	Short Form
1	Dr. Nilesh R. Nimbalkar	NRN
2	Dr. Girish M. Mayee	GMM
3	Dr. Gopal N. Bhad	GNB
4	Mrs. Archana U. Joshi	AUJ
5	Mr. Ganesh M. Joshi	GMJ

**CHART NO.3: MEAN SCORE OF STUDENTS RESPONSES
TOWARDS THE PARAMETERS ABOUT THE TEACHING OF
COMMERCE DEPARTMENT TEACHERS IN COLLEGE**

■ SSM ■ HRV ■ VPB ■ ASN ■ NAB ■ Average mean score



Table No.3: Mean score of student's responses towards the parameters about the teaching of Commerce department teachers in college

Responses of student's feedback collected on the basis of rating they had given to the following statement on five points Likert scale								
State men tN o.	Statement	SSM	HRV	VPB	ASN	NAB	Average means core	Mean Score
1	The teacher comes on time for the lecture and engage his lecture regularly	4.4	4.5	4.4	4.3	4.4	4.4	4.4
2	The teacher prepare well for the classes and demonstrates subject command	4.5	4.4	4.4	4.5	4.3	4.4	4.4
3	The teacher communicates effectively with the students	4.2	4.3	4.3	4.2	4.3	4.3	4.3
4	The teacher encourages students for asking question, discussion ,and classroom participation	4.2	4.2	4.3	4.4	4.2	4.3	4.3
5	Your teacher makes topics easy to understand and conducts students centric learning activities	4.2	4.2	4.2	4.2	4.2	4.2	4.2
6	The teacher creates interest in the subject	4.2	4.2	4.4	4.3	4.1	4.2	4.2
7	The teacher uses ICT tools(LED Projector, multimedia, email etc.)	4.3	4.2	4.1	4.2	4.2	4.2	4.2
8	The teacher is fair and transparent In internal assessment	4.1	4.0	4.1	4.1	4.1	4.1	4.1
9	The teacher informs you about course, plan, your expected competencies, course outcome and programs out come	4.1	4.2	4.2	4.1	4.3	4.2	4.2
10	The teacher comes on time for the lecture and engage his lecture regularly	4.0	4.1	4.2	4.1	4.2	4.1	4.1
Overall Score		4.2	4.2	4.3	4.2	4.2	4.2	4.2

Sr.No.	Name of Teachers	Short Form
1	Mr. Sudhir S. Muley	SSM
2	Mr. Hrishikesh R. Vipradas	HRV
3	Mr. Vinod P Bawaskar	VPB
4	Mr. Akash S. Nilje	ASJ
5	Mrs. Nilima A. Bhople	NAB

Chart Title

■ RSD ■ PCG ■ GVK ■ PPC ■ RSS ■ SMI ■ Averagemean score ■ MeanScore

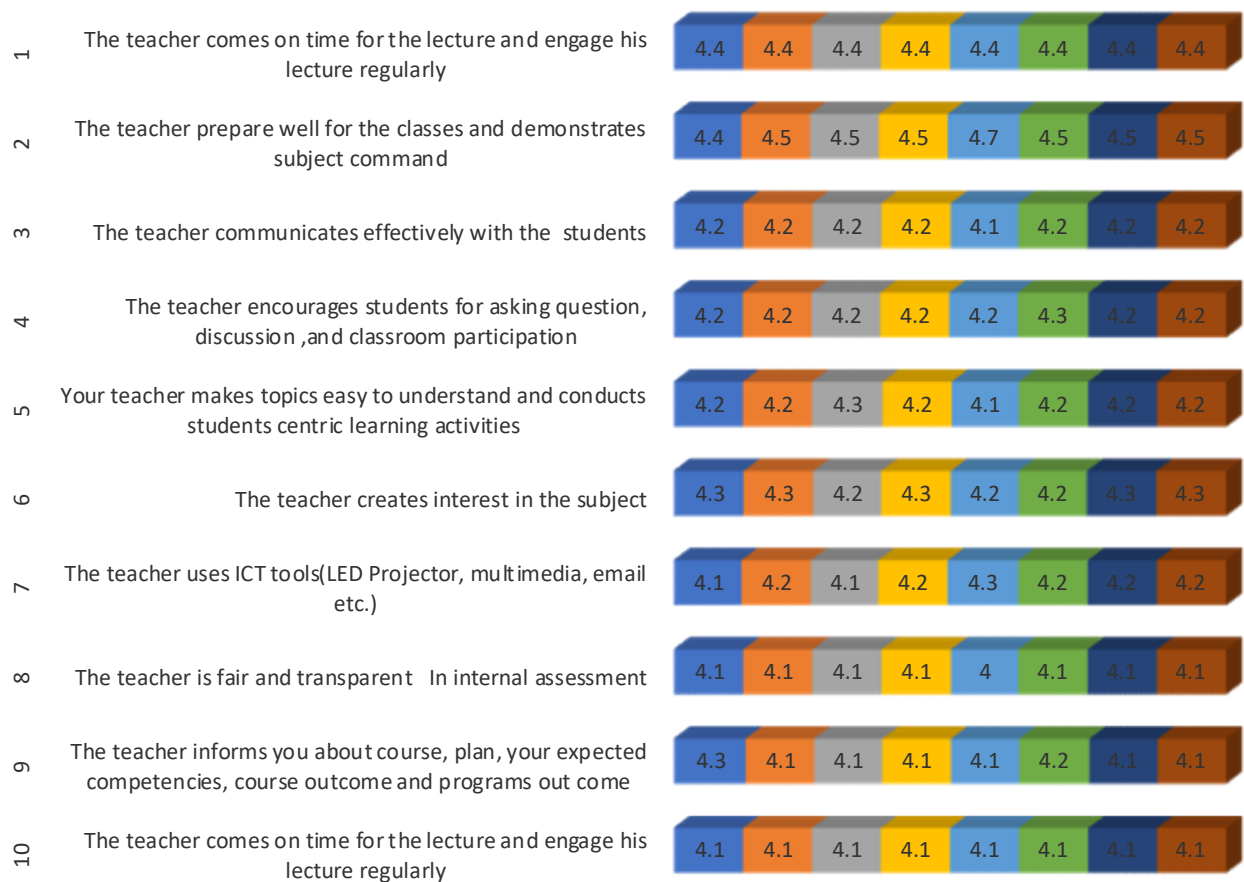


Table No 4: Mean score of Students responses towards the parameters about the teaching of Language department teachers in college

Responses of student's feedback collected on the basis of rating they had given to the following statement on five points Likert scale									
No.	Statement	RSD	PCG	GVK	PPC	RSS	SMI	Average mean score	Mean Score
1	The teacher comes on time for the lecture and engage his lecture regularly	4.4	4.4	4.4	4.4	4.4	4.4	4.4	4.4
2	The teacher prepare well for the classes and demonstrates subject command	4.4	4.5	4.5	4.5	4.7	4.5	4.5	4.5
3	The teacher communicates effectively with the students	4.2	4.2	4.2	4.2	4.1	4.2	4.2	4.2
4	The teacher encourages students for asking question, discussion ,and classroom participation	4.2	4.2	4.2	4.2	4.2	4.3	4.2	4.2
5	Your teacher makes topics easy to understand and conducts students centric learning activities	4.2	4.2	4.3	4.2	4.1	4.2	4.2	4.2
6	The teacher creates interest in the subject	4.3	4.3	4.2	4.3	4.2	4.2	4.3	4.3
7	The teacher uses ICT tools(LED Projector, multimedia, email etc.)	4.1	4.2	4.1	4.2	4.3	4.2	4.2	4.2
8	The teacher is fair and transparent In internal assessment	4.1	4.1	4.1	4.1	4.0	4.1	4.1	4.1
9	The teacher informs you about course, plan, your expected competencies, course outcome and programs out come	4.3	4.1	4.1	4.1	4.1	4.2	4.1	4.1
10	The teacher comes on time for the lecture and engage his lecture regularly	4.1	4.1	4.1	4.1	4.1	4.1	4.1	4.1
Overall Score		4.2	4.2	4.2	4.2	4.2	4.2	4.2	4.2

Sr.No.	Name of Teachers	Short Form
1	Dr. Ramchandra S. Deshmukh	RSD
2	Mr. Prakash C. Gawai	PCG
3	Mr. Girish V. Kulkarni	GVK
4	Mr. Pradip P. Chavan	PPC
5	Mr. Rameshwar S. Saykhede	RSS

6	Mr. Siddhartha M. Ingale	SMI
---	--------------------------	-----

Analysis of the Students Feedback Survey:

The students were asked to point out their feedback, perception on five point Likert scale of the degree of strongly agreeing, agreeing, neutral, disagreeing, and strongly disagreeing where 5 point was given to strongly agreeing, 4 to agreeing, 3 to neutral, 2 to disagreeing, and 1 to strongly disagreeing. After that, the recorded perceptions on the different statements were processed to obtain the students feedback analysis report. For validation purposes, statement having a mean score below 3.00 was fixed as the cut-off point; meaning that a student's feedback would be considered as disagreeing and a mean score more than 3.01 to 4.00 was fixed as the cut-off point, meaning that a student's feedback would be considered as agreeing. While mean score more than 4.00 was fixed as the cut-off point, meaning that a student's feedback would be considered as strongly agreeing.

Conclusions:

Table No.: 1, and Chart No.: 1, demonstrates the mean scores of the student's feedback report towards, quality of teaching learning environment, obtained on sixteen statements. The charts states that students had similar opinion towards all the sixteen statements ranging from 3.3 to 4.6. It may be noted that all the sixteen statements were considered as strongly agreeing since the minimum scores of any statement was not less than 3.3.

However it may be noted that a statement, 'The functioning of the placement cell in the college is satisfactory', with a mean score of 2.4 and another statement, 'Online educational resources are available and accessible in library' with a mean score of 4.1 was not rated as a significant statement by the students with the comparison of statement, 'The campus is green and eco friendly', with a mean score 4.1 and statement, 'The office staff in college is cooperative and helpful', with a mean score of 4.4. The mean scores of the responses between the degree of strongly disagreeing and strongly agreeing held by all students for all statements ranged from 3.3, to 4.6, and so on, with an average mean score of 4.1. The statements, 'The office staff in college is cooperative and helpful', 'The campus is green and eco friendly', 'Clean drinking water is available in the college campus', had scored an average mean score of 4.1, highest strongly agreeing statement, whereas the statement, 'The functioning of the placement cell in the college is satisfactory' had scored lowest average mean of 2.4.

Table No.: 2, and Chart No.: 2, demonstrates the responses of students feedback collected on the basis of rating that they had given to the parameters about **Social Science** Department teachers teaching that are mentioned in the above table no.2, on five points Likert scale. The overall minimum score is 4.1 and maximum score is 4.5 and average score is 4.2

Table No.: 3, and Chart No.: 3, demonstrates the responses of students feedback collected on the basis of rating that they had given to the parameters about **Commerce Department** teachers teaching that are mentioned in the above table no. 3, on five points Likert scale. The overall minimum score is 4.0 and maximum score is 4.5 and average score is 4.2

Table No.: 4, and Chart No.: 4, demonstrates the responses of students feedback collected on the basis of rating that they had given to the parameters about **Language**

Department teachers teaching that are mentioned in the above table no. 4, on five points Likert scale. The overall minimum score is 4.0 and maximum score is 4.5 and average score is 4.2

Action Taken:

The analysis of feedback report was forwarded to the Principal, HOD's of Humanities and Commerce department and was also discussed in the meeting held by IQAC coordinator for taking collectively correct action to minimize the dissatisfaction of students were the minimum mean score is less than 4.1

REPORT OF THE FEEDBACK COMMITTEE FOR THE ACADEMIC YEAR 2020-2021

Feedback report from the students was collected offline.

- Feedbacks collected from the students were analyzed and approval of the same was taken from the principal and then forwarded to the HOD's of the college.
- 50 feedbacks out of Four hundred Seventy Nine students from arts, 50 feedbacks out of four hundred ninety three students from commerce departmental students were respectively collected.
- The students were asked to point out their feedback, perception on five point Likert scale of the degree of strongly agreeing, agreeing, neutral, disagreeing, and strongly disagreeing where 5 point was given to strongly agreeing, 4 to agreeing, 3 to neutral, 2 to disagreeing, and 1 to strongly disagreeing. After that, there corded perceptions on the different statements were processed to obtain the students feedback analysis report. For ideation purposes, statement having a mean score below 3.00 was fixed as the cut-off point; meaning that a student's feedback would be considered as disagreeing and a mean score more than 3.1 to 5.0 was fixed as the cut-off point, meaning the student's feedback would be considered as agreeing. While a mean score more than 4.00 was fixed as the cut-off point, meaning that a student's feedback would be considered as strongly agreeing. An overall finding of the report faculty-wise is as follows.

3. Analysis of the Departmental Students Feedback Survey:

- Mean score of **Social Science, Commerce & Language** department students responses towards the parameters about the teaching of all department teachers in college is 4.2.
- Mean score of the department student's responses towards the Statements about the teaching-learning environment in college is 4.1.

Suggestion for the betterment were given by the committee as follows

- Offline feedback should be collected
- Questionnaire should be restructured as per NAAC guidelines.
- Students should be informed in advance and motivated to fill offline feedback form.
- Practical knowledge such as field visit, industrial trip should be increased.

SHRIPAD KRISHNA KOLHATKAR MAHAVIDYALAYA, JALGAON JAMOD

STUDENT'S FEEDBACK

Department of Commerce

Name : Abhishek Nataran LavarekarClass: B.com final Semester sem VI Year 2020-21Department comm & B.com Programme B.com

Your responses will be seen only after your course results have been finalized and recorded. The information will be used only for the improvement of the course and teaching in future. You need not disclose your name if you do not wish to.

You may tick more than one answer to a question to the extent they do not contradict each other.

Rating - 5-Strongly Agree, 4-Agree, 3-Neutral, 2-Disagree, 1-Strongly Disagree.

Sr. No	Parameters	B.Com.				
		SSM	HRV	VPB	ASN	NAB
1	The teacher comes on time for the lecture and engage his lecture regularly	5	5	5	5	4
2	The teacher prepare well for the classes and demonstrates subject command	4	5	5	5	4
3	The teacher communicates effectively with the students	5	4	5	5	4
4	The teacher encourages students for asking question, discussion and classroom participation	5	5	5	5	4
5	Your teacher makes topics easy to understand and conducts students centric learning activities	4	4	4	5	4
6	The teacher creates interest in the subject	5	5	5	5	4
7	The teacher uses ICT tools(LED Projector, multimedia, email etc.)	4	5	5	5	5
8	The teacher is fair and transparent In internal assessment	5	5	5	5	5
9	The teacher informs you about course, plan, your expected competencies, course outcome and programs out come	5	5	5	5	5
10	Overall rating of the teacher	5	5	5	5	5

SSM	Mr. Sudhir S. Mulay	HRV	Mr. Hrishikarsh R. Vipradas
VPB	Mr. Vinod P. Bawaskar	ASN	Mr. Akash S. Nilje
NAB	Mrs. Nilima A. Bhopale		

Date:

Signature

SHRIPAD KRISHNA KOLHATKAR MAHAVIDYALAYA, JALGAON JAMOD
STUDENT'S FEEDBACK
Department of Commerce



Name : Sagar Gajanan Wankhade
Class: 3rd Year Semester VI (3) Year 2020-21
Department Commerce Programme _____

Your responses will be seen only after your course results have been finalized and recorded. The information will be used only for the improvement of the course and teaching. In future you need not disclose your name if you do not wish to.

You may tick more than one answer to a question to the extent they do not contradict each other.

Rating – 5-Strongly Agree, 4- Agree, 3- Neutral, 2- Disagree, 1-Strongly Disagree.

Sr. No	Parameters	B.Com.				
		SSM	HRV	VPB	ASN	NAB
1	The teacher comes on time for the lecture and engage his lecture regularly	4	5	5	4	5
2	The teacher prepare well for the classes and demonstrates subject command	5	5	5	3	4
3	The teacher communicates effectively with the students	5	5	5	5	4
4	The teacher encourages students for asking question, discussion, and classroom participation	5	5	5	5	5
5	Your teacher makes topics easy to understand and conducts students centric learning activities	4	4	5	4	5
6	The teacher creates interest in the subject	5	5	5	5	5
7	The teacher uses ICT tools(LED Projector, multimedia, email etc.)	5	4	5	5	5
8	The teacher is fair and transparent in internal assessment	4	5	5	4	5
9	The teacher informs you about course, plan, your expected competencies, course outcome and programs out come	5	4	5	5	5
10	Overall rating of the teacher	4	5	5	4	4

SSM	Mr. Sudhir S. Mulay	HRV	Mr. Hrishikarsh R. Vipradas
VPB	Mr. Vinod P. Bawaskar	ASN	Mr. Akash S. Nilje
NAB	Mrs. Nilima A. Bhopale		

Date: _____

S. G. Wankhade
Signature

STUDENT'S FEEDBACK

Department of Language



Name: Pooja Digambar Hissal
 Class: B.A.III Semester VI Year 2020-21
 Department English Impathi Programme _____

Your responses will be seen only after your course results have been finalized and recorded. The information will be used only for the improvement of the course and teaching in future. You need not disclose your name if you do not wish to.

You may tick more than one answer to a question to the extent they do not contradict each other.

Rating – 5-Strongly Agree, 4- Agree, 3- Neutral, 2- Disagree, 1-Strongly Disagree.

Sr. No	Parameters	MAR RSD	MAR PCG	MAR SMI	ENG GVK	ENG PPC	ELT RSS
1	The teacher comes on time for the lecture and engage his lecture regularly	5	4	3	4	4	4
2	The teacher prepare well for the classes and demonstrates subject command	3	4	5	5	4	3
3	The teacher communicates effectively with the students	4	3	3	4	4	3
4	The teacher encourages students for asking question, discussion, and classroom participation	5	4	5	4	3	1
5	Your teacher makes topics easy to understand and conducts students centric learning activities	5	3	4	3	1	1
6	The teacher creates interest in the subject	5	4	3	1	2	2
7	The teacher uses ICT tools (LED Projector, multimedia, email etc.)	3	4	2	3	4	2
8	The teacher is fair and transparent. In internal assessment	3	4	3	4	3	2
9	The teacher informs you about course, plan, your expected competencies, course outcome and programs out come	3	4	4	3	2	1
10	Overall rating of the teacher	3	3	4	4	2	1

RSD	Dr. Ram S. Deshmukh	PCG	Mr. Prakash C. Gawai
SMI	Mr. Siddharth M. Ingale	GVK	Mr. Girish V. Kulkarni
PPC	Mr. Pradeep P. Chavan	RSS	Mr. Rameshwar S. Saykhede

Date: _____

Pooja Hissal
Signature

Name : Ashish Shrawan KapleClass: B.com III Semester Sem. VI Year 2020-21Department Commerce Programme _____

Your responses will be seen only after your course results have been finalized and recorded. The information will be used only for the improvement of the course and teaching. In future you need not disclose your name if you do not wish to.

You may tick more than one answer to a question to the extent they do not contradict each other.

Rating – 5-Strongly Agree, 4- Agree, 3- Neutral, 2- Disagree, 1-Strongly Disagree.

Sr. No	Parameters	B.Com.				
		SSM	HRV	VPB	ASN	NAB
1	The teacher comes on time for the lecture and engage his lecture regularly	5	5	5	5	-
2	The teacher prepare well for the classes and demonstrates subject command	5	5	5	5	-
3	The teacher communicates effectively with the students	5	4	5	5	-
4	The teacher encourages students for asking question, discussion, and classroom participation	5	5	5	5	-
5	Your teacher makes topics easy to understand and conducts students centric learning activities	5	5	5	5	-
6	The teacher creates interest in the subject	5	5	5	5	-
7	The teacher uses ICT tools(LED Projector, multimedia, email etc.)	5	5	5	5	-
8	The teacher is fair and transparent In internal assessment	5	5	5	5	-
9	The teacher informs you about course, plan, your expected competencies, course outcome and programs out come	5	5	5	5	-
10	Overall rating of the teacher	5	5	5	5	-

SSM	Mr. Sudhir S. Mulay	HRV	Mr. Hrishikarsh R. Vipradas
VPB	Mr. Vinod P. Bawaskar	ASN	Mr. Akash S. Nilje
NAB	Mrs. Nilima A. Bhopale		

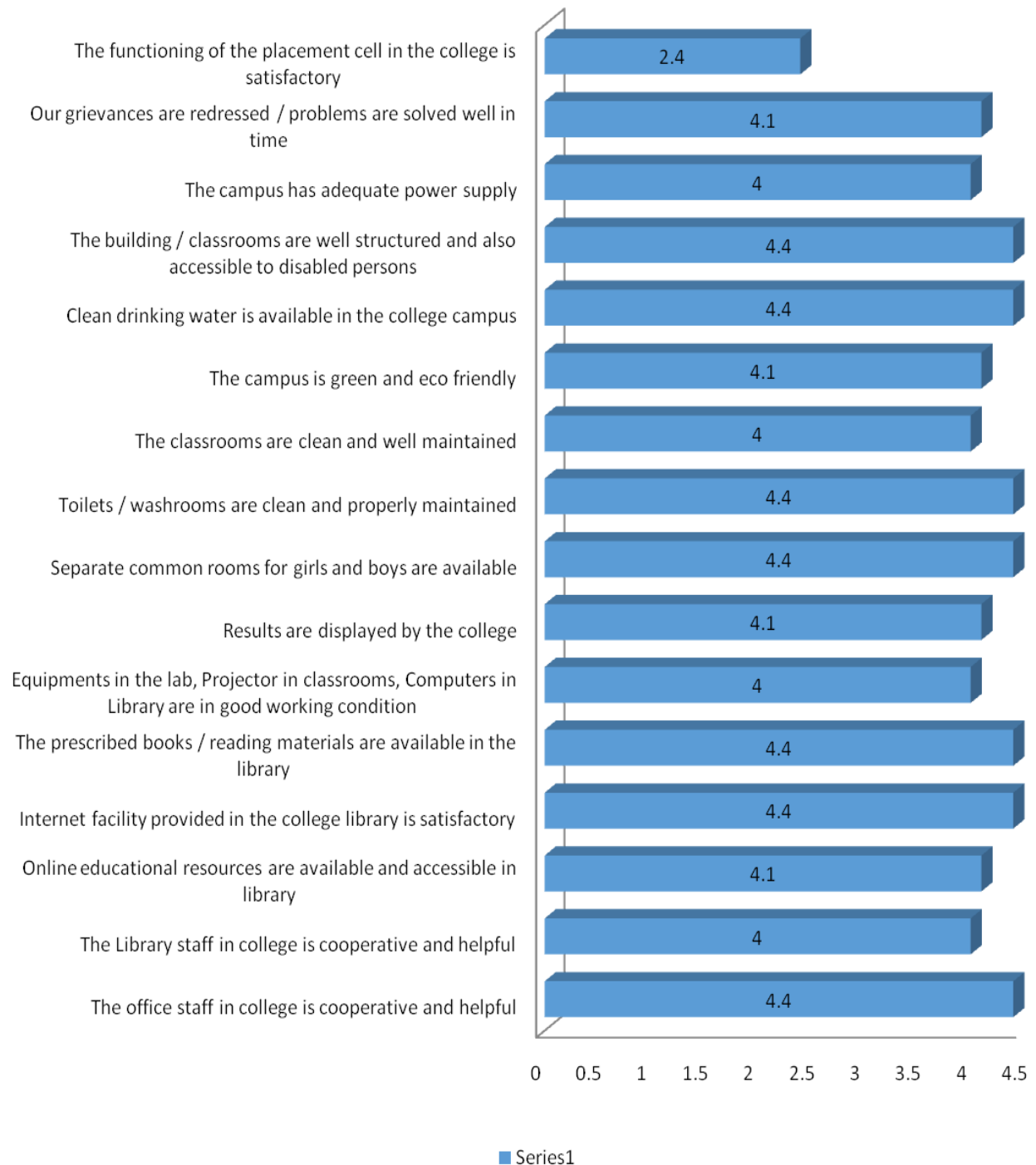
Date:

Ashish
Signature

Feedback Report

2021-2022

CHART No.1: Mean score of art department student's responses towards the statements about the teaching-learning environment in college



**Table No.1: Mean score of art department student's
responses towards the statements about the teaching-
learning environment in college**

SFF.No.	M.S.	SFF.No.	M.S.	SFF.No.	M.S.	SFF.No.	M.S.
1	4.2	26	4.1	51	4.2	76	3.9
2	4.1	27	4.4	52	4.6	77	4.1
3	4.4	28	3.9	53	3.9	78	3.9
4	4.6	29	3.8	54	4.4	79	3.9
5	3.3	30	3.6	55	3.8	80	4.3
6	4.1	31	4.3	56	4.6	81	4.0
7	4.1	32	4.4	57	3.8	82	4.1
8	4.3	33	4.6	58	4.1	83	4.6
9	3.8	34	4.1	59	3.8	84	4.4
10	4.1	35	4.3	60	4.2	85	4.4
11	3.8	36	4.1	61	4.1	86	4.1
12	4.6	37	4.4	62	3.3	87	4.1
13	3.9	38	4.2	63	4.1	88	4.1
14	4.2	39	4.4	64	4.1	89	4.1
15	4.7	40	4.1	65	3.9	90	4.4
16	4.1	41	3.9	66	4.3	91	3.3
17	3.9	42	3.6	67	3.8	92	3.8
18	4.1	43	3.8	68	4.8	93	3.7
19	3.4	44	4.6	69	4.1	94	3.4
20	4.4	45	3.5	70	3.6	95	4.2
21	4.1	46	3.3	71	4.2	96	4.1
22	4.1	47	3.9	72	4.6	97	4.1
23	3.9	48	4.9	73	4.1	98	4.1
24	4.3	49	4.4	74	3.7	99	4.6
25	3.9	50	4.4	75	4.4	100	4.1
Overall Mean Score of all Students Feedback Form=							4.1

THE PARAMETERS ABOUT THE TEACHING OF SOCIAL SCIENCE DEPARTMENT TEACHERS IN COLLEGE

■ NRN ■ GMM ■ GNB ■ AUJ ■ GMJ

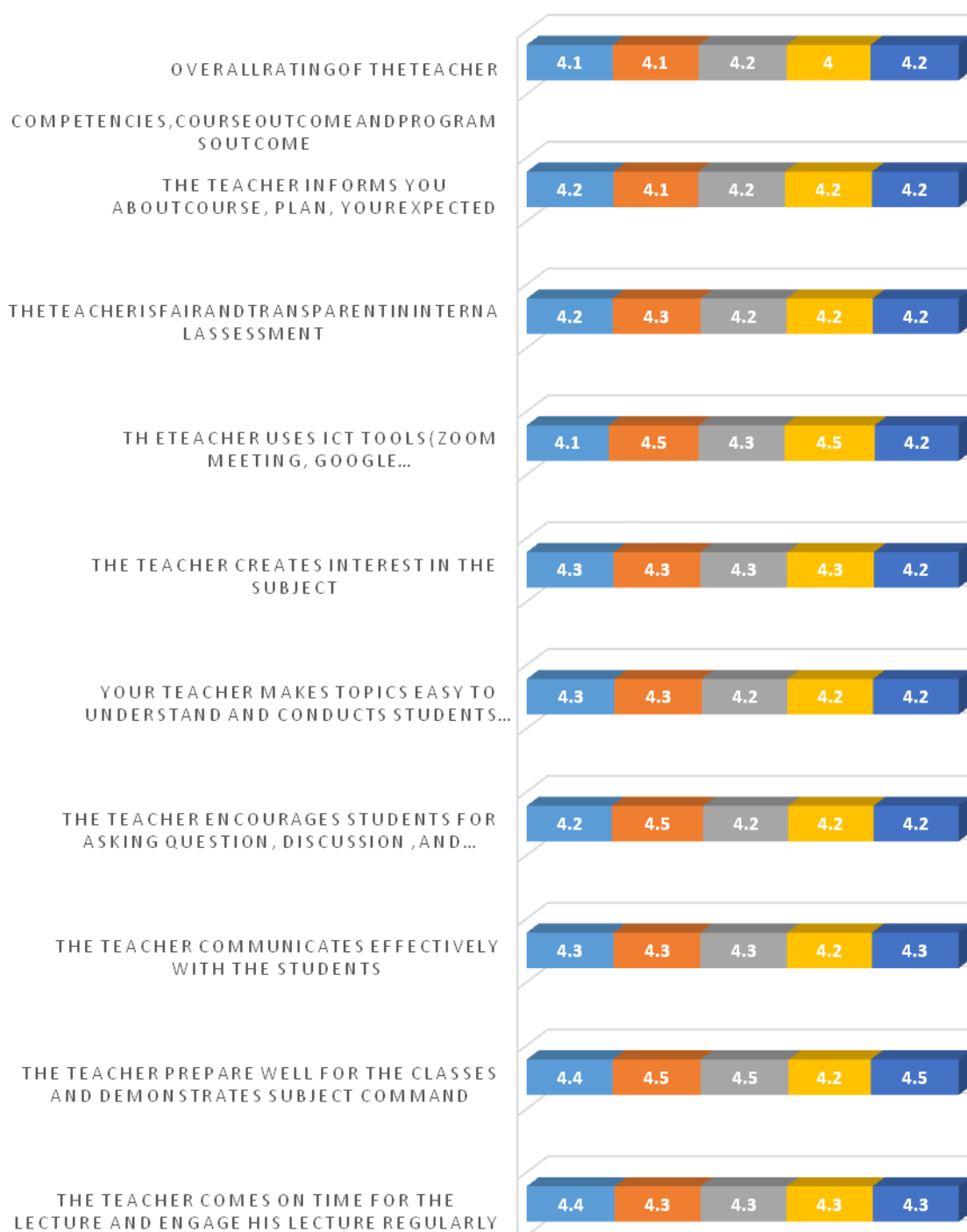


Table No.2: Mean score of students responses towards the parameters about the teaching of art department teachers in college

Responses of students feedback collected on the basis of rating they had given to the following statements on five points like rt scale								
Statement No.	Statement	NRN	GMM	GNB	AUJ	GMJ	Averagem eanscor e	Mean Score
1	The teacher comes on time for the lecture and engage his lecture regularly	4.4	4.3	4.3	4.3	4.3	4.3	4.3
2	The teacher prepare well for the classes and demonstrates subject command	4.4	4.5	4.5	4.2	4.5	4.4	4.4
3	The teacher communicates effectively with the students	4.3	4.3	4.3	4.2	4.3	4.3	4.3
4	The teacher encourages students for asking question, discussion ,and classroom participation	4.2	4.5	4.2	4.2	4.2	4.3	4.3
5	Your teacher makes topics easy to understand and conducts students centric learning activities	4.3	4.3	4.2	4.2	4.2	4.2	4.2
6	The teacher creates interest in the subject	4.3	4.3	4.3	4.3	4.2	4.3	4.3
7	The teacher uses ICT tools (LED Projector, multimedia, email etc.)	4.1	4.5	4.3	4.5	4.2	4.3	4.3
8	The teacher is fair and transparent In internal assessment	4.2	4.3	4.2	4.2	4.2	4.2	4.2
9	The teacher informs you about course, plan, your expected competencies, course outcome and programs out come	4.2	4.1	4.2	4.2	4.2	4.2	4.2
10	Overall rating of the teacher	4.1	4.1	4.2	4	4.2	4.1	4.1
OverallScore		4.2	4.3	4.2	4.2	4.2	4.3	4.3
Sr.No.	NameofTeachers	Short Form						
1	Dr. Nilesh R. Nimbalkar	NRN						
2	Dr. Girish M. Mayee	GMM						
3	Dr. Gopal N. Bhad	GNB						
4	Mrs. Archana U. Joshi	AUJ						
5	Mr. Ganesh M. Joshi	GMJ						

**CHART NO.3: MEAN SCORE OF STUDENTS RESPONSES
TOWARDS THE PARAMETERS ABOUT THE TEACHING OF
COMMERCE DEPARTMENT TEACHERS IN COLLEGE**

■ SSM ■ HRV ■ VPB ■ ASN ■ NAB ■ Average mean score

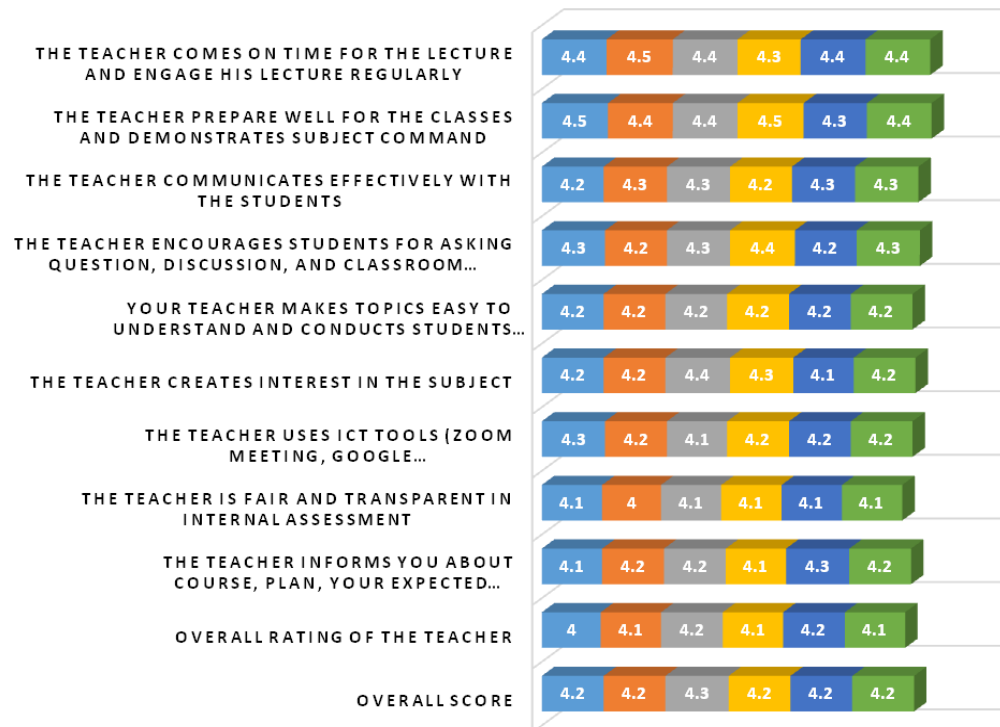


Table No.3: Mean score of students responses towards the parameters about the teaching of
Commerce department teachers in college

Responses of students feedback collected on the basis of rating they had given to the following Statements on five points likert scale								
Statement No.	Statement	SSM	HRV	VPB	ASN	NAB	Average means core	Mean Score
1	The teacher comes on time for the lecture and engage his lecture regularly	4.4	4.5	4.5	4.3	4.4	4.4	4.4
2	The teacher prepare well for the classes and demonstrates subject command	4.5	4.4	4.4	4.5	4.4	4.4	4.4
3	The teacher communicates effectively with the students	4.2	4.3	4.3	4.3	4.3	4.2	4.2
4	The teacher encourages students for asking question, discussion ,and classroom participation	4.2	4.3	4.3	4.4	4.2	4.2	4.2
5	Your teacher makes topics easy to understand and conducts students centric learning activities	4.2	4.3	4.2	4.2	4.4	4.2	4.2
6	The teacher creates interest in the subject	4.4	4.3	4.4	4.3	4.3	4.3	4.3
7	The teacher uses ICT tools (LED Projector, multimedia, email etc.)	4.3	4.2	4.1	4.1	4.2	4.1	4.1
8	The teacher is fair and transparent In internal assessment	4.1	4.0	4.1	4.1	4.1	4.0	4.0
9	The teacher informs you about course, plan, your expected competencies, course outcome and programs out come	4.3	4.2	4.2	4.2	4.3	4.2	4.2
10	Overall rating of the teacher	4.1	4.1	4.3	4.2	4.3	4.2	4.2
OverallScore		4.2	4.2	4.2	4.2	4.2	4.2	4.2

Sr.No.	Name of Teachers	Short Form
1	Mr. Sudhir S. Muley	SSM
2	Mr. Hrishikesh R. Vipradas	HRV
3	Mr. Vinod P Bawaskar	VPB
4	Mr. Akash S. Nilje	ASJ
5	Mrs. Nilima A. Bhopale	NAB

**CHART NO.4: MEAN SCORE OF STUDENTS RESPONSES
TOWARDS THE PARAMETERS ABOUT THE TEACHING OF
LANGUAGE DEPARTMENT TEACHERS IN COLLEGE**

■ RSD ■ PCG ■ GVK ■ PPC ■ RSS ■ SMI ■ Average mean score



Table No 4: Mean score of students responses towards the parameters about the teaching of Language department teachers in college

Responses of students feedback collected on the basis of rating they had given to the following Statements on five points like rt scale									
No.	Statement	RSD	PCG	GVK	PPC	RSS	SMI	Average means core	Me anS cor e
1	The teacher comes on time for the lecture and engage his lecture regularly	4.4	4.4	4.4	4.4	4.4	4.5	4.4	4.4
2	The teacher prepare well for the classes and demonstrates subject command	4.4	4.4	4.5	4.5	4.7	4.5	4.5	4.5
3	The teacher communicates effectively with the students	4.3	4.3	4.2	4.2	4.1	4.2	4.2	4.2
4	The teacher encourages students for asking question, discussion ,and classroom participation	4.3	4.3	4.2	4.2	4.2	4.3	4.3	4.3
5	Your teacher makes topics easy to understand and conducts students centric learning activities	4.2	4.3	4.3	4.2	4.1	4.2	4.2	4.2
6	The teacher creates interest in the subject	4.1	4.2	4.2	4.3	4.2	4.2	4.2	4.2
7	The teacher uses ICT tools (LED Projector, multimedia, email etc.)	4.5	4.2	4.1	4.2	4.3	4.2	4.3	4.3
8	The teacher is fair and transparent In internal assessment	4	4.2	4.1	4.1	4.0	4.1	4.1	4.1
9	The teacher informs you about course, plan, your expected competencies, course outcome and programs out come	4.3	4.1	4.1	4.1	4.1	4.2	4.2	4.2
10	Overall rating of the teacher	4.1	4.1	4.1	4.1	4.1	4.1	4.1	4.1
Overall Score		4.2	4.2	4.2	4.2	4.2	4.2	4.2	4.2

Sr.No.	NameofTeachers	ShortForm
1	Dr. Ramchandra S. Deshmukh	RSD
2	Mr. Prakash C. Gawai	PCG
3	Mr. Girish V. Kulkarni	GVK
4	Mr. Pradip P. Chavan	PPC
5	Mr. Rameshwar S. Saykhede	RSS
6	Mr. Siddhartha M. Ingale	SMI

Analysis of the Students Feedback Survey:

The students were asked to point out their feedback, perception on five point Likert scale of the degree of strongly agreeing, neutral, disagreeing, and strongly disagreeing where 5 point was given to strongly agreeing, 4 to agreeing, 3 to neutral, 2 to disagreeing, and 1 to strongly disagreeing. After that, the recorded perceptions on the different statements were processed to obtain the students feedback analysis report. For validation purposes, statement having a mean score below 3.00 was fixed as the cut-off point; meaning that a student's feedback would be considered as disagreeing and a mean score more than 3.01 to 4.00 was fixed as the cut-off point, meaning that a student's feedback would be considered as agreeing. While mean score more than 4.00 was fixed as the cut-off point, meaning that a student's feedback would be considered as strongly agreeing.

Conclusions:

Table No.: 1, and Chart No.: 1, demonstrates the mean scores of the student's feedback report towards, quality of teaching learning environment, obtained on sixteen statements. The charts states that students had similar opinion towards all the sixteen statements ranging from 3.3 to 4.6 . It may be noted that all the sixteen statements were considered as strongly agreeing since the minimum scores of any statement was not less than 3.3.

However it may be noted that a statement, 'The functioning of the placement cell in the college is satisfactory', with a mean score of 2.4 and another statement, 'Online education all resources are available and accessible in library' with a mean score of 4.1 was not rated as a significant statement by the students with the comparison of statement, 'The campus is green and eco friendly', with a mean score 4.1 and statement, 'The office staff in college is cooperative and helpful', with a mean score of 4.4. The mean scores of the responses between the degree of strongly disagreeing and strongly agreeing held by all students for all statements ranged from 3.3, to 4.6, and so on, with an average mean score of 4.1. These statements, 'The office staff in college is cooperative and helpful', 'The campus is green and ecofriendly', 'Clean drinking water is available in the college campus', had scored an average mean score of 4.1, highest strongly agreeing statement, whereas the statement, 'The functioning of the placement cell in the college is satisfactory' had scored lowest average mean of 2.4.

Table No.: 2, and Chart No.: 2, demonstrates the responses of students feedback collected on the basis of rating that they had given to the parameters about **Social Science** Department teachers teaching that are mentioned in the above table no.2, on five points Likert scale. The overall minimum score is 4.1 and maximum score is 4.5 and average score is 4.2

Table No.: 3, and Chart No.: 3, demonstrates the responses of students feedback collected on the basis of rating that they had given to the parameters about **Commerce Department** teachers teaching that are mentioned in the above table no. 3, on five points Likert scale. The overall minimum score is 4.0 and maximum score is 4.5 and average score is 4.2

Table No.: 4, and Chart No.: 4,demonstrates the responses of students feedback collected on the basis of rating that they had given to the parameters about **Language Department** teachers teaching that are mentioned in the above table no. 4, on five points Likert scale. The overall minimum score is 4.0 and maximum score is 4.5 and average score is 4.2

Action Taken:

The analysis of feedback report was forwarded to the Principal, HOD's of Humanities and Commerce department and was also discussed in the meeting held by IQAC coordinator for taking collectively correct action to minimize the dissatisfaction of students where the minimum mean score is less than 4.1

REPORT OF THE FEEDBACK COMMITTEE FOR THE ACADEMIC YEAR 2021-2022

Feedback report from the students was collected offline.

- Feedbacks collected from the students were analyzed and approval of the same was taken from the principal and then forwarded to the HOD's of the college.
- 50 feedbacks out of Four hundred Seventy Nine students from arts, 50 feedbacks out of four hundred ninety three students from commerce departmental students were respectively collected.
- The students were asked to point out their feedback, perception on five point Likert.

scale of the degree of strongly agreeing, agreeing, neutral, disagreeing, and strongly disagreeing where 5 point was given to strongly agreeing, 4 to agreeing, 3 to neutral, 2 to disagreeing, and 1 to strongly disagreeing. After that, the recorded perceptions on the different statements were processed to obtain the students feedback analysis report. For ideation purposes, statement having a mean score below 3.00 was fixed as the cut-off point; meaning that a student's feedback would be considered as disagreeing and a mean score more than 3.1 to 5.0 was fixed as the cut-off point, meaning that a student's feedback would be considered as agreeing. While mean score more than 4.00 was fixed as the cut-off point, meaning that a student's feedback would be considered as strongly agreeing. An overall finding of the report faculty-wise is as follows.

4. Analysis of the Departmental Students Feedback Survey:

- Mean score of **Social Science, Commerce & Language** department students responses towards the parameters about the teaching of all department teachers in college is 4.2.
- Mean score of the department student's responses towards the Statements about the teaching-learning environment in college is 4.1.

Suggestion for the betterment were given by the committee as follows

- Offline feedback should be collected
- Questionnaire should be restructured as per NAAC guidelines.
- Students should be informed in advance and motivated to fill offline feedback form. Practical knowledge such as field visit, industrial trip should be increased.

SHRIPAD KRISHNA KOLHATKAR MAHAVIDYALAYA, JALGAON JAMOD
STUDENT'S FEEDBACK
Department of Commerce



Name : Ku. Nikita Motigam Damdhare
Class: B.com III Semester VI Year 2021-22
Department Commerce Programme _____

Your responses will be seen only after your course results have been finalized and recorded The information will be used only for the improvement of the course and teaching in future you need not disclose your name if you do not wish to

You may tick more than one answer to a question to the extent they do not contradict each other

Rating – 5-Strongly Agree, 4- Agree, 3- Neutral, 2- Disagree, 1-Strongly Disagree.

Sr. No	Parameters	B.Com.				
		SSM	HRV	VPB	ASN	NAB
1	The teacher comes on time for the lecture and engage his lecture regularly	4	4	4	4	4
2	The teacher prepare well for the classes and demonstrates subject command	4	3	4	3	4
3	The teacher communicates effectively with the students	3	4	3	4	3
4	The teacher encourages students for asking question, discussion, and classroom participation	4	4	4	4	4
5	Your teacher makes topics easy to understand and conducts students centric learning activities	3	4	4	3	3
6	The teacher creates interest in the subject	4	3	3	4	3
7	The teacher uses ICT tools(LED Projector, multimedia, email etc.)	4	4	3	4	4
8	The teacher is fair and transparent in internal assessment	4	3	4	3	4
9	The teacher informs you about course, plan, your expected competencies, course outcome and programs out come	3	3	4	4	4
10	Overall rating of the teacher	4	5	5	4	4

SSM	Mr. Sudhir S. Mulay	HRV	Mr. Hrishikarsh R. Vipradas
VPB	Mr. Vinod P. Bawaskar	ASN	Mr. Akash S. Nilje
NAB	Mrs. Nilima A. Bhopale		

Date:

Nikita Damdhare
Signature

SHRIPAD KRISHNA KOLHATKAR MAHAVIDYALAYA, JALGAON JAMOD
STUDENT'S FEEDBACK
Department of Language



Name: Pooja Digambar Hissal
Class: B.A. III Semester VI Year 2021-22
Department _____ Programme _____

Your responses will be seen only after your course results have been finalized and recorded. The information will be used only for the improvement of the course and teaching. In future, you need not disclose your name if you do not wish to.

You may tick more than one answer to a question to the extent they do not contradict each other.

Rating – 5-Strongly Agree, 4-Agree, 3- Neutral, 2- Disagree, 1-Strongly Disagree.

Sr. No	Parameters	MAR	MAR	MAR	ENG	ENG	ELT
		RSD	PCG	SMI	GVK	PPC	RSS
1	The teacher comes on time for the lecture and engage his lecture regularly	5	2	4	3	4	5
2	The teacher prepare well for the classes and demonstrates subject command	4	2	5	4	5	5
3	The teacher communicates effectively with the students	5	4	5	3	5	2
4	The teacher encourages students for asking question, discussion, and classroom participation	5	5	4	5	3	4
5	Your teacher makes topics easy to understand and conducts students centric learning activities	5	4	4	5	2	2
6	The teacher creates interest in the subject	5	2	4	4	5	5
7	The teacher uses ICT tools (LED Projector, multimedia, email etc.)	5	5	5	4	2	2
8	The teacher is fair and transparent In internal assessment	5	5	5	5	2	3
9	The teacher informs you about course, plan, your expected competencies, course outcome and programs out come	3	4	5	5	2	5
10	Overall rating of the teacher	3	2	5	2	5	5

RSD	Dr. Ram S. Deshmukh	PCG	Mr. Prakash C. Gawal
SMI	Mr. Siddharth M. Ingale	GVK	Mr. Girish V. Kulkarni
PPC	Mr. Pradeep P. Chavan	RSS	Mr. Rameshwar S. Saykhede

Date: _____

P. Hissal
Signature

STUDENT'S FEEDBACK
Social Science DepartmentName: Ku. Anuja Shantaram TaydeClass: B.A. II Semester _____ Year 2021-22

Department _____ Programme _____

Your responses will be seen only after your course results have been finalized and recorded. The information will be used only for the improvement of the course and teaching in future. You need not disclose your name if you do not wish to.

You may tick more than one answer to a question to the extent they do not contradict each other.

Rating – 5-Strongly Agree, 4- Agree, 3- Neutral, 2- Disagree, 1-Strongly Disagree.

Sr. No	Parameters	POL	ECO.	HIS	SOC	HEC
		NRN	GMM	GNB	GMJ	AUJ
1	The teacher comes on time for the lecture and engage his lecture regularly	5			5	5
2	The teacher prepare well for the classes and demonstrates subject command	4			4	5
3	The teacher communicates effectively with the students	5			5	4
4	The teacher encourages students for asking question, discussion and classroom participation	5			5	5
5	Your teacher makes topics easy to understand and conducts students centric learning activities	4			5	4
6	The teacher creates interest in the subject	5			4	5
7	The teacher uses ICT tools(LED Projector, multimedia, email etc.)	5			4	5
8	The teacher is fair and transparent In internal assessment	4			5	5
9	The teacher informs you about course, plan, your expected competencies, course outcome and programs out come	4			3	4
10	Overall rating of the teacher	5			5	5

NRN	Dr. Nilesh R. Nimbalkar	GMM	Dr. Girish M. Mayee
GNB	Dr. Gopal N. Bhad	GMJ	Mr. Ganesh M. Joshi
AUJ	Mrs. Archana U. Joshi		

Date:

Signature

ANNUAL REPORT OF FEEDBACK COMMITTEE

Committee	Signature
Dr. R. S. Deshmukh (Chairman)	
Dr. Girish M Mayee (Convener)	
1. Dr. Nilesh R. Nimbalkar (Member)	
2. Mr. Hrishikesh R. Vipradas (Member)	
3. Mr. Vinod P Bawaskar (Member)	

