

**SHRIPAD KRISHNA KOLHATKAR
MAHAVIDYALAYA,
JALGAON JAMOD**

Feedback Report 2021-2022

CHART No.1: Mean score of art department student's responses towards the statements about the teaching-learning environment in college

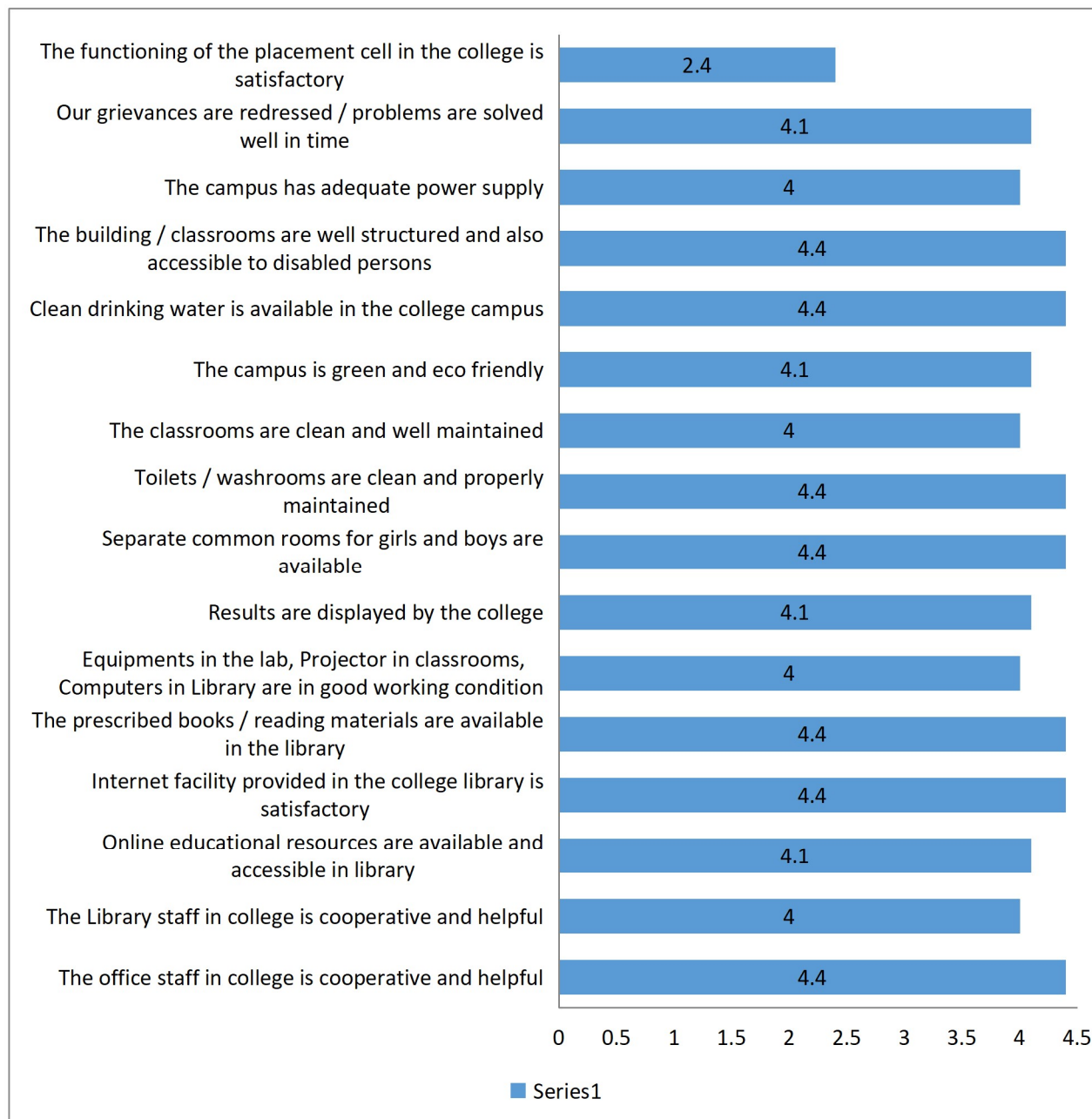


Table No.1: Mean score of art department student's responses towards the statements about the teaching-learning environment in college

SFF.No.	M.S.	SFF.No.	M.S.	SFF.No.	M.S.	SFF.No.	M.S.
1	4.2	26	4.1	51	4.2	76	3.9
2	4.1	27	4.4	52	4.6	77	4.1
3	4.4	28	3.9	53	3.9	78	3.9
4	4.6	29	3.8	54	4.4	79	3.9
5	3.3	30	3.6	55	3.8	80	4.3
6	4.1	31	4.3	56	4.6	81	4.0
7	4.1	32	4.4	57	3.8	82	4.1
8	4.3	33	4.6	58	4.1	83	4.6
9	3.8	34	4.1	59	3.8	84	4.4
10	4.1	35	4.3	60	4.2	85	4.4
11	3.8	36	4.1	61	4.1	86	4.1
12	4.6	37	4.4	62	3.3	87	4.1
13	3.9	38	4.2	63	4.1	88	4.1
14	4.2	39	4.4	64	4.1	89	4.1
15	4.7	40	4.1	65	3.9	90	4.4
16	4.1	41	3.9	66	4.3	91	3.3
17	3.9	42	3.6	67	3.8	92	3.8
18	4.1	43	3.8	68	4.8	93	3.7
19	3.4	44	4.6	69	4.1	94	3.4
20	4.4	45	3.5	70	3.6	95	4.2
21	4.1	46	3.3	71	4.2	96	4.1
22	4.1	47	3.9	72	4.6	97	4.1
23	3.9	48	4.9	73	4.1	98	4.1
24	4.3	49	4.4	74	3.7	99	4.6
25	3.9	50	4.4	75	4.4	100	4.1
Over all Mean Score of all Students Feedback Form =							4.1

THE PARAMETERS ABOUT THE TEACHING OF SOCIAL SCIENCE DEPARTMENT TEACHERS IN COLLEGE

■ NRN ■ GMM ■ GNB ■ AUJ ■ GMJ

OVERALL RATING OF THE TEACHER	4.1	4.1	4.2	4	4.2
COMPETENCIES, COURSE OUTCOME AND PROGRAM SOUTCOME					
THE TEACHER INFORMS YOU ABOUT COURSE, PLAN, YOU EXPECTED	4.2	4.1	4.2	4.2	4.2
THE TEACHER IS FAIR AND TRANSPARENT IN INTERNAL ASSESSMENT	4.2	4.3	4.2	4.2	4.2
THE TEACHER USES ICT TOOLS (ZOOM MEETING, GOOGLE CLASSROOM, YOUTUBE, EMAIL ETC;)	4.1	4.5	4.3	4.5	4.2
THE TEACHER CREATES INTEREST IN THE SUBJECT	4.3	4.3	4.3	4.3	4.2
YOUR TEACHER MAKES TOPICS EASY TO UNDERSTAND AND CONDUCTS STUDENTS CENTRIC LEARNING ACTIVITIES	4.3	4.3	4.2	4.2	4.2
THE TEACHER ENCOURAGES STUDENTS FOR ASKING QUESTION, DISCUSSION, AND CLASSROOM PARTICIPATION	4.2	4.5	4.2	4.2	4.2
THE TEACHER COMMUNICATES EFFECTIVELY WITH THE STUDENTS	4.3	4.3	4.3	4.2	4.3
THE TEACHER PREPARE WELL FOR THE CLASSES AND DEMONSTRATES SUBJECT COMMAND	4.4	4.5	4.5	4.2	4.5
THE TEACHER COMES ON TIME FOR THE LECTURE AND ENGAGE HIS LECTURE REGULARLY	4.4	4.3	4.3	4.3	4.3

Table No.2: Mean score of students responses towards the parameters about the teaching of Art department teachers in college

Responses of students feedback collected on the basis of rating they had given to the following statements on five point slicer scale								
Statement No.	Statement	NRN	GMM	GNB	AUJ	GMJ	Average mean score	Mean Score
1	The teacher comes on time for the lecture and engage his lecture regularly	4.4	4.3	4.3	4.3	4.3	4.3	4.3
2	The teacher prepare well for the classes and demonstrates subject command	4.4	4.5	4.5	4.2	4.5	4.4	4.4
3	The teacher communicates effectively with the students	4.3	4.3	4.3	4.2	4.3	4.3	4.3
4	The teacher encourages students for asking question, discussion ,and classroom participation	4.2	4.5	4.2	4.2	4.2	4.3	4.3
5	Your teacher makes topics easy to understand and conducts students centric learning activities	4.3	4.3	4.2	4.2	4.2	4.2	4.2
6	The teacher creates interest in the subject	4.3	4.3	4.3	4.3	4.2	4.3	4.3
7	The teacher uses ICT tools (Zoom meeting, Google classroom, you tube, email etc.)	4.1	4.5	4.3	4.5	4.2	4.3	4.3
8	The teacher is fair and transparent in internal assessment	4.2	4.3	4.2	4.2	4.2	4.2	4.2
9	The teacher informs you about course, plan, your expected competencies, course outcome and programs outcome	4.2	4.1	4.2	4.2	4.2	4.2	4.2
10	Overall rating of the teacher	4.1	4.1	4.2	4	4.2	4.1	4.1
Overall Score		4.2	4.3	4.2	4.2	4.2	4.3	4.3

Sr. No.	Name of Teachers	Short Form
1	Dr. Nilesh R. Nimbalkar	NRN
2	Dr. Girish M. Mayee	GMM
3	Dr. Gopal N. Bhad	GNB
4	Mrs. Archana U. Joshi	AUJ
5	Mr. Ganesh M. Joshi	GMJ

**CHART NO.3: MEAN SCORE OF STUDENTS RESPONSES
TOWARDS THE PARAMETERS ABOUT THE TEACHING OF
COMMERCE DEPARTMENT TEACHERS IN COLLEGE**

SSM HRV VPB ASN NAB Average mean score



Sr. No.	Name of Teachers	Short Form
1	Mr. Sudhir S. Muley	SSM
2	Mr. Hrishikesh R. Vipradas	HRV
3	Mr. Vinod P Bawaskar	VPB
4	Mr. Akash S. Nilje	ASJ
5	Mrs. Nilima A. Bhopale	NAB

Table No.3: Mean score of student's responses towards the parameters about the teaching of
Commerce department teachers in college

Responses of student's feedback collected on the basis of rating they had given to the following statements on five points Likert scale								
Statement No.	Statement	SSM	HRV	VPB	ASN	NAB	Average mean score	Mean Score
1	The teacher comes on time for the lecture and engage his lecture regularly	4.4	4.5	4.5	4.3	4.4	4.4	4.4
2	The teacher prepares well for the classes and demonstrates subject command	4.5	4.4	4.4	4.5	4.4	4.4	4.4
3	The teacher communicates effectively with the students	4.2	4.3	4.3	4.3	4.3	4.2	4.2
4	The teacher encourages students for asking question, discussion, and classroom participation	4.2	4.3	4.3	4.4	4.2	4.2	4.2
5	Your teacher makes topics easy to understand and conducts students centric learning activities	4.2	4.3	4.2	4.2	4.4	4.2	4.2
6	The teacher creates interest in the subject	4.4	4.3	4.4	4.3	4.3	4.3	4.3
7	The teacher uses ICT tools (Zoom meeting, Google classroom, you tube, email etc.)	4.3	4.2	4.1	4.1	4.2	4.1	4.1
8	The teacher is fair and transparent in internal assessment	4.1	4.0	4.1	4.1	4.1	4.0	4.0
9	The teacher informs you about course, plan, your expected competencies, course outcome and programs outcome	4.3	4.2	4.2	4.2	4.3	4.2	4.2
10	Overall rating of the teacher	4.1	4.1	4.3	4.2	4.3	4.2	4.2
Overall Score		Overall Score	4.2	4.2	4.2	4.2	4.2	4.2

Table No 4: Mean score of student's responses towards the parameters about the teaching of Language department teachers in college

Responses of student's feedback collected on the basis of rating they had given to the following statements on five points Likert scale									
No.	Statement	RSD	PCG	GVK	PPC	RSS	SMI	Average mean score	Mean Score
1	The teacher comes on time for the lecture and engage his lecture regularly	4.4	4.4	4.4	4.4	4.4	4.5	4.4	4.4
2	The teacher prepare well for the classes and demonstrates subject command	4.4	4.4	4.5	4.5	4.7	4.5	4.5	4.5
3	The teacher communicates effectively with the students	4.3	4.3	4.2	4.2	4.1	4.2	4.2	4.2
4	The teacher encourages students for asking question, discussion, and classroom participation	4.3	4.3	4.2	4.2	4.2	4.3	4.3	4.3
5	Your teacher makes topics easy to understand and conducts students centric learning activities	4.2	4.3	4.3	4.2	4.1	4.2	4.2	4.2
6	The teacher creates interest in the subject	4.1	4.2	4.2	4.3	4.2	4.2	4.2	4.2
7	The teacher uses ICT tools (Zoom meeting, Google classroom, you tube, email etc.)	4.5	4.2	4.1	4.2	4.3	4.2	4.3	4.3
8	The teacher is fair and transparent in internal assessment	4	4.2	4.1	4.1	4.0	4.1	4.1	4.1
9	The teacher informs you about course, plan, your expected competencies, course outcome and programs outcome	4.3	4.1	4.1	4.1	4.1	4.2	4.2	4.2
10	Overall rating of the teacher	4.1	4.1	4.1	4.1	4.1	4.1	4.1	4.1
Overall Score		Overall Score	4.2	4.2	4.2	4.2	4.2	4.2	4.2

Sr. No.	Name of Teachers	Short Form
1	Dr. Ramchandra S. Deshmukh	RSD
2	Mr. Prakash C. Gawai	PCG
3	Mr. Girish V. Kulkarni	GVK
4	Mr. Pradip P. Chavan	PPC
5	Mr. Rameshwar S. Saykhede	RSS
6	Mr. Siddhartha M. Ingale	SMI

Analysis of the Students Feedback Survey:

The students were asked to point out their feedback, perception on five point Likert scale of the degree of strongly agreeing, neutral, disagreeing, and strongly disagreeing where 5 point was given to strongly agreeing, 4 to agreeing, 3 to neutral, 2 to disagreeing, and 1 to strongly disagreeing. After that, the recorded perceptions on the different statements were processed to obtain the students feedback analysis report. For validation purposes, statement having a mean score below 3.00 was fixed as the cut-off point; meaning that a student's feedback would be considered as disagreeing and a mean score more than 3.01 to 4.00 was fixed as the cut-off point, meaning that a student's feedback would be considered as agreeing. While mean score more than 4.00 was fixed as the cut-off point, meaning that a student's feedback would be considered as strongly agreeing.

Conclusions:

Table No.: 1, and Chart No.: 1, demonstrates the mean scores of the student's feedback report towards, quality of teaching learning environment, obtained on sixteen statements. The charts states that students had similar opinion towards all the sixteen statements ranging from 3.3 to 4.6 . It may be noted that all the sixteen statements were considered as strongly agreeing since the minimum scores of any statement was not less than 3.3.

However it may be noted that a statement, 'The functioning of the placement cell in the college is satisfactory', with a mean score of 2.4 and another statement, 'Online educational resources are available and accessible in library' with a mean score of 4.1 was not rated as a significant statement by the students with the comparison of statement, 'The campus is green and eco-friendly', with a mean score 4.1 and statement, 'The office staff in college is cooperative and helpful', with a mean score of 4.4. The mean scores of the responses between the degree of strongly disagreeing and strongly agreeing held by all students for all statements ranged from 3.3, to 4.6, and so on, with an average mean score of 4.1. The statements, 'The office staff in college is cooperative and helpful', 'The campus is green and ecofriendly', 'Clean drinking water is available in the college campus', had scored an average mean score of 4.1, highest strongly agreeing statement, whereas the statement, 'The functioning of the placement cell in the college is satisfactory' had scored lowest average mean of 2.4.

Table No.: 2, and Chart No.: 2, demonstrates the responses of student's feedback collected on the basis of rating that they had given to the parameters about **Social Science** Department teachers teaching that are mentioned in the above table no.2, on five points Likert scale. The overall minimum score is 4.1 and maximum score is 4.5 and average score is 4.2



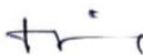

Table No.: 3, and Chart No.: 3, demonstrates the responses of students feedback collected on the basis of rating that they had given to the parameters about **Commerce Department** teachers teaching that are mentioned in the above table no. 3, on five points Likert scale. The overall minimum score is 4.0 and maximum score is 4.5 and average score is 4.2

Table No.: 4, and Chart No.: 4,demonstrates the responses of students feedback collected on the basis of rating that they had given to the parameters about **Language Department** teachers teaching that are mentioned in the above table no. 4, on five points Likert scale. The overall minimum score is 4.0 and maximum score is 4.5 and average score is 4.2

Action Taken:

The analysis of feedback report was forwarded to the Principal, HOD's of Humanities and Commerce department and was also discussed in the meeting held by IQAC coordinator for taking collectively correct action to minimize the dissatisfaction of students where the minimum mean score is less than 4.1

ANNUAL REPORT OF FEEDBACK COMMITTEE ACADEMIC YEAR 2021-22

Convener	Signature
Dr. Girish M Mayee	
Member	
1. Dr. Nilesh R. Nimbalkar	
2. Mr. Hrishikesh R. Vipradas	
3. Mr. Vinod P Bawaskar	

**FEEDBACK COMMITTEE MEETINGS AND ACTION TAKEN REPORT FOR THE
AY:2021-2022**

Sr. No.	Date of Meeting	Minutes and Action Taken on Previous Meeting
1	4/10/2021	<ul style="list-style-type: none"> ▶ To decide when and how to collect feedback from the Students and deciding the date on which feedback form to be taken From the students. ▶ To prepare plan for collecting feedback from parents and alumni. ▶ To decide that Teachers and Overall feedback from the students should be taken attend of odd and even semester.
2	3/12/2021	<ul style="list-style-type: none"> ▶ To decide that feedback from the students must be taken Arts and Commerce departmental wise. ▶ To decide whether separate library feedback from the parental alumni can be taken for the enhancing library uses. ▶ Due to lockdown period increased and no availability of cell numbers of parents and alumni, it was decided that from next Session we will try to collect feedback from parents and alumni. ▶ It was decided that feedback from the students will be taken at the time when students will come to fill exam form.
3	28/01/2022	<ul style="list-style-type: none"> ▶ It was decided that faculty-wise feed backs from the students Will be collected in the next month at the time of admission. ▶ It was decided that feedback collected from students will be analyzed and forwarded to HOD's of respective departments of the College after the approval received from principal.

Signature



Dr. Girish M. Mayee
Convener
Feedback Committee

REPORT OF THE FEEDBACK COMMITTEE FOR THE ACADEMIC YEAR 2021-2022

Feedback report from the students was collected offline.

- Feedbacks collected from the students were analyzed and approval of the same was taken from the principal and then forwarded to the HOD's of the college.
- 50 feedbacks out of Four hundred Seventy-Nine students from Arts, 50 feedbacks out of four hundred ninety-three students from Commerce departmental students were respectively collected.
- The students were asked to point out their feedback, perception on five-point Likert scale of the degree of strongly agreeing, neutral, disagreeing, and strongly disagreeing where 5 point was given to strongly agreeing, 4 to agreeing, 3 to neutral, 2 to disagreeing, and 1 to strongly disagreeing. After that, the recorded perceptions on the different statements were processed to obtain the students feedback analysis report. For ideation purposes, statement having a means core below 3.00 was fixed as the cut-off point; meaning that a student's feedback would be considered as disagreeing and a mean score more than 3.1 to 5.0 was fixed as the cut-off point, meaning that a student's feedback would be considered as agreeing. While means core more than 4.00 was fixed as the cut-off point, meaning that a student's feedback would be considered as strongly agreeing. An overall finding of the report faculty-wise is as follows.

1. Analysis of the Departmental Students Feedback Survey:

- Means core of **Social Science, Commerce & Language** department students responses towards the parameters about the teaching of all department teachers in college is 4.2.
- Means core of the department student's responses towards the Statements about the teaching-learning environment in college is 4.1.

Suggestion for the betterment were given by the committee as follow's

- Offline feedback should be collected
- Questionnaire should be restructured as per NAAC guidelines.
- Students should be informed in advance and motivated to fill offline feedback form..
- Practical knowledge such as field visit, industrial trip should be increased.